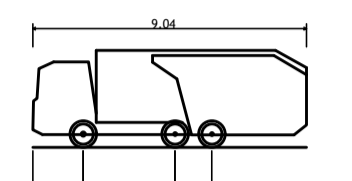
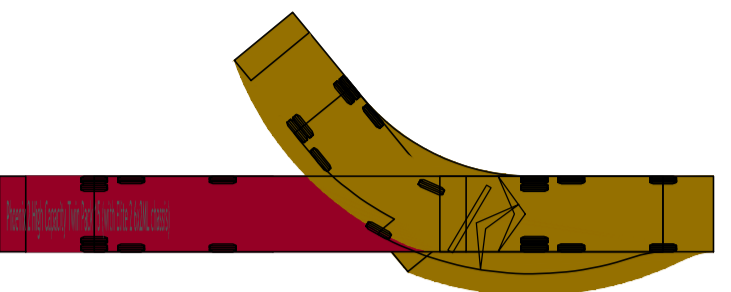
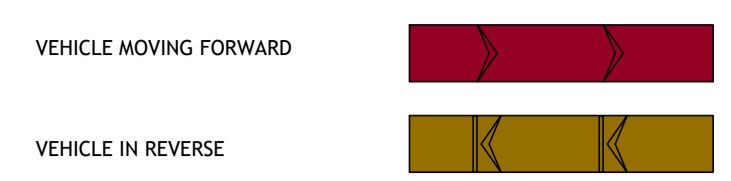


**AUTOTRACK LEGEND**



Phoenix 2 High Capacity Twin Pack 15 (with Elite 2 6x2ML chassis)  
 Overall Length 9.040m  
 Overall Width 2.500m  
 Overall Body Height 3.205m  
 Min Body Ground Clearance 0.410m  
 Track Width 2.500m  
 Lock-to-lock time 4.000  
 Curb to curb Turning Radius 7.800m

**COPYRIGHT:**  
 The design and details shown on this drawing are applicable to their project only and may not be reproduced in whole or in part or be used for any other project or purpose without the written permission of Limerick City and County Council with whom copyright resides.

**DO NOT SCALE** from this drawing. Use figured dimensions. Contractor to check all dimensions on site prior to commencement of works. Any discrepancies are to be referred to the ARCHITECT.

REVISIONS			
DATE	REV.	BY	DESCRIPTION

**Limerick City & County Council**  
 Design & Delivery Services  
 Merchants Quay  
 Limerick

COMRADES  
 CATHRACH & CONRAE  
**Lúimnigh**  
 Limerick  
 CITY & COUNTY COUNCIL

DATE: MAY 2021  
 SCALE: 1:200 @ A1  
 DRAWN: KOB  
 CHECKED: BR  
 JOB No: 17059

PROJECT: BROADFORD HOUSING BROADFORD, COUNTY LIMERICK	
STAGE: PART 8 PLANNING APPLICATION	
DRAWING TITLE: VEHICLE TRACKING ANALYSIS REFUSE VEHICLE	
DRAWING No.	SHEET SIZE REVISION
17059-022	A1 -