

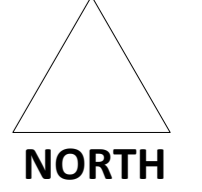
River Shannon

People's Park

Greenpark

Ballynacurra


Dooradoyle



**COPYRIGHT:**  
The design and details shown on this drawing are applicable to their project only and may not be reproduced in whole or in part or be used for any other project or purpose without the written permission of Limerick City and County Council with whom copyright resides.


**DO NOT SCALE** from this drawing. Use figured dimensions. Contractor to check all dimensions on site prior to commencement of works. Any discrepancies are to be referred to the ARCHITECT.


| REVISIONS |      |          |                 |
|-----------|------|----------|-----------------|
| NO.       | DATE | REV. BY. | CH. DESCRIPTION |
|           |      |          |                 |
|           |      |          |                 |
|           |      |          |                 |

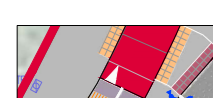
  
**Comhairle Cathrach & Contae Lúimnigh**  
 Limerick City & County Council  
 Transport & Mobility  
 Merchants Quay  
 Limerick  
 DATE: 2022-08-24  
 SCALE: not to scale  
 DRAWN: MS  
 CHECKED: MS  
 JOB NO: LCC210002

**PROJECT:** South Circular Road to City Centre  
**Active Travel Scheme**  
**STAGE:** Part 8 Planning  
**DRAWING TITLE:** Key Plan  
**DRAWING NO:** LP01  
**SHEET SIZE:** A1  
**REVISION:** 00

**Hard Landscape Legend:**

 Footpath / Cycletrack - Refer to Engineer's drawings for details

 Road / Road Markings- Refer to Engineer's drawings for details

 Coloured Road Surfaces / Tactile Pavings and Crossings- Refer to Engineer's drawings for details

Note: Refer to Engineer's drawings for details.



Typical wildflower meadow

Typical tree planting



Typical planter along road



Typical mural



Line of planters (0.7m height) creating a buffer to the road


Bridge parapet to be painted with mural


Line of planters (0.7m height) creating a buffer to the road


Bridge parapet to be painted with mural

Refer to Section C, Drawing LS01


**Soft Landscape Legend:**

 Red line boundary

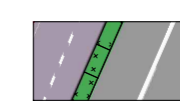
 Native Short Cut Floral Lawn of Irish Provenance: 'Short Cut Wildflower Mixture' (DW01 by 'Design by Nature') or equal and approved

 Native Hedge planting: Planted on low mound in a double staggered row, 4no./lin.m. (60-100cm tall with post and wire fence at centre):

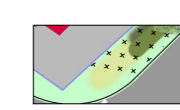
- 10% Guelder rose: *Viburnum opulus*, b/r, 80-100cm
- 20% Hawthorn: *Crataegus monogyna*, b/r, 80-100cm
- 10% Blackthorn: *Prunus spinosa*, b/r, 100-120cm
- 10% Dog Rose: *Rosa canina*, b/r, 60-80cm
- 30% Holly: *Ilex aquifolium*, rb, 60-80cm
- 10% Spindle: *Euonymus europaeus*b/r, 60-80cm
- 10% Chery plum: *Prunus cerasifera*, b/r, 100-120cm
- Under-planted with 20% Hart's Tongue Fern: *Asplenium scolopendrum*, 20% Hard Fern: *Blechnum spicant*, 30% Bloody Cranes-bill: *Geranium sanguineum*, 20% Wild Strawberry: *Fragaria vesca* and 10% Ivy: *Hedera hibernica* all 1L, planted at 3no./m<sup>2</sup> and seeded with native wildflower mix of Irish Provenance: 'Hedge-row Wildflower Mixture' (suitable for light shade - EC04 by 'Design by Nature') or equal and approved.


 Specimen tree planting to include the following species: (all min. 2.0m clear stem)


- Columnar Oak: *Quercus robur* 'Fastigiata Koster', r/b, 18-20cm girth
- Hornbeam: *Carpinus betulus* 'Frans Fontain', r/b, 18-20cm girth
- Ornamental Pear: *Pyrus calleryana* 'Chanticleer', r/b, 18-20cm girth
- Wild Cherry: *Prunus avium* 'Plena', r/b, 18-20cm girth
- Lime: *Tilia cordata* 'Green Spire', r/b, 18-20cm girth
- Maidenhair Tree: *Ginkgo biloba*, r/b, 18-20cm girth
- Scots Pine: *Pinus sylvestris*, r/b, 18-20cm girth
- Thornless Honeylocust: *Gleditsia tricanthos* var. *inermis* 'Shademaster', r/b, 18-20cm girth
- False Acacia: *Robinia pseudoacacia* 'Bessaniana', r/b, 18-20cm girth
- Cherry Plum: *Prunus cerasifera*, r/b, 16-18cm girth

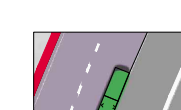
 Shrub & Herbaceous planting: To include the following pollinator mix species (but not limited to): (typical plant sizes and planting density shown)

- Sarcococca confusa*, c/g, 3L, 3/sq.m
- Berberis darwinii*, c/g, 3L, 3/sq.m
- Mahonia x media* 'Charity', c/g, 5L, 3/sq.m
- Ribes nigrum*, c/g, 3L, 3/sq.m
- Geranium* 'Sweet Heidi', c/g, 2L, 4/sq.m
- Buddleja davidii*, c/g, 3L, 3/sq.m
- Fuchsia* 'Genii', c/g, 2L, 3/sq.m
- Ribes rubrum*, c/g, 3L, 3/sq.m
- Erica carnea* 'Nathalie', c/g, 2L, 3/sq.m
- Bergenia* 'Sunningdale', c/g, 2L, 3/sq.m
- Lavandula angustifolia* 'Imperial Gem', c/g, 2L, 3/sq.m
- Laurus nobilis* f. *angustifolia*, c/g, 10L, 3/sq.m
- Rosmarinus officinalis* 'Sissinghurst Blue', c/g, 2L, 3/sq.m

 Bulb planting: Daffodil: *Narcissus* 'Golden Echo', bulb, 18/sq.m. Daffodil: *Narcissus* 'Tete-a-Tete', 18/sq.m. Wood Anemone: *Anemone nemorosa*, 18/sq.m. Snake's head fritillary: *Fritillaria meleagris*, 12/sq.m. Bluebell: *Hyacinthoides non-scripta*, 18/sq.m.

 Native wildflower meadow of Irish Provenance: 'Biodiversity Wildflower Meadow Mixture' (suitable for light shade - WF02 by 'Design by Nature') or equal and approved

 Swale / Bio-retention Area

 700mm high planter, planted with shrubs & herbaceous plants



**COPYRIGHT:**  
The design and details shown on this drawing are applicable to their project only and may not be reproduced in whole or in part or be used for any other project or purpose without the written permission of Limerick City and County Council with whom copyright resides.

**DO NOT SCALE** from this drawing. Use figured dimensions. Contractor to check all dimensions on site prior to commencement of works. Any discrepancies are to be referred to the ARCHITECT.

**REVISIONS**

| DATE | REV. | BY. | CH. | DESCRIPTION |
|------|------|-----|-----|-------------|
|      |      |     |     |             |
|      |      |     |     |             |
|      |      |     |     |             |



Transport & Mobility Merchants Quay Limerick






DATE: 2022-08-08  
SCALE: 1:500 @ A1  
DRAWN: MS  
CHECKED: MS  
JOB NO: LCC210002

PROJECT: South Circular Road to City Centre Active Travel Scheme  
STAGE: Part 8 Planning

DRAWING TITLE: Landscape Plan 1/6

DRAWING NO: LP02  
SHEET SIZE: A1  
REVISION: 00

**Hard Landscape Legend:**

-  Footpath / Cycletrack - Refer to Engineer's drawings for details
-  Road / Road Markings - Refer to Engineer's drawings for details
-  Coloured Road Surfaces / Tactile Pavings and Crossings - Refer to Engineer's drawings for details
-  Seating
-  Bin

Note: Refer to Engineer's drawings for details.













Typical wildflower meadow



Typical native hedgerow      Bird House Totem Pole      Ginkgo Tree



**Soft Landscape Legend:**

-  Red line boundary
-  Existing trees to be removed  
Refer to Independent Tree Surveys drawings for details
-  Native Short Cut Floral Lawn of Irish Provenance: 'Short Cut Wildflower Mixture' (DW01 by 'Design by Nature') or equal and approved
-  Native Hedge planting:  
Planted on low mound in a double staggered row, 4no./lin.m. (60-100cm tall with post and wire fence at centre):  
10% Guelder rose: *Viburnum opulus*, b/r, 80-100cm  
20% Hawthorn: *Crataegus monogyna*, b/r, 80-100cm  
10% Blackthorn: *Prunus spinosa*, b/r, 100-120cm  
10% Dog Rose: *Rosa canina*, b/r, 60-80cm  
30% Holly: *Ilex aquifolium*, rb, 60-80cm  
10% Spindle: *Euonymus europaeus*, b/r, 60-80cm  
10% Chery plum: *Prunus cerasifera*, b/r, 100-120cm  
Under-planted with 20% Hart's Tongue Fern: *Asplenium scolopendrium*, 20% Hard Fern: *Blechnum spicant*, 30% Bloody Cranes-bill: *Geranium sanguineum*, 20% Wild Strawberry: *Fragaria vesca* and 10% Ivy: *Hedera hibernica* all 1L, planted at 3no./m<sup>2</sup> and seeded with native wildflower mix of Irish Provenance: 'Hedgerow Wildflower Mixture' (suitable for light shade - EC04 by 'Design by Nature') or equal and approved.
-  Specimen tree planting to include the following species: (all min. 2.0m clear stem)  
Columnar Oak: *Quercus robur* 'Fastigiata Koster', r/b, 18-20cm girth  
Hornbeam: *Carpinus betulus* 'Frans Fontain', r/b, 18-20cm girth  
Ornamental Pear: *Pyrus calleryana* 'Chanticleer', r/b, 18-20cm girth  
Wild Cherry: *Prunus avium* 'Plena', r/b, 18-20cm girth  
Lime: *Tilia cordata* 'Green Spire', r/b, 18-20cm girth  
Maidenhair Tree: *Ginkgo biloba*, r/b, 18-20cm girth  
Scots Pine: *Pinus sylvestris*, r/b, 18-20cm girth  
Thornless Honeylocust: *Gleditsia tricanthos* var. *inermis* 'Shademaster', r/b, 18-20cm girth  
False Acacia: *Robinia pseudoacacia* 'Bessoniana', r/b, 18-20cm girth  
Cherry Plum: *Prunus cerasifera*, r/b, 16-18cm girth  
Old Irish apple tree varieties to communal orchard
-  Shrub & Herbaceous planting:  
To include the following pollinator mix species (but not limited to):  
(typical plant sizes and planting density shown)  
*Sarcococca confusa*, c/g, 3L, 3/sq.m  
*Berberis darwinii*, c/g, 3L, 3/sq.m  
*Mahonia x media* 'Charity', c/g, 5L, 3/sq.m  
*Ribes nigrum*, c/g, 3L, 3/sq.m  
*Geranium* 'Sweet Heidi', c/g, 2L, 4/sq.m  
*Buddleja davidii*, c/g, 3L, 3/sq.m  
*Fuchsia* 'Genii', c/g, 2L, 3/sq.m  
*Ribes rubrum*, c/g, 3L, 3/sq.m  
*Erica carnea* 'Nathalie', c/g, 2L, 3/sq.m  
*Bergenia* 'Sunningdale', c/g, 2L, 3/sq.m  
*Lavandula angustifolia* 'Imperial Gem', c/g, 2L, 3/sq.m  
*Laurus nobilis* f. *angustifolia*, c/g, 10L, 3/sq.m  
*Rosmarinus officinalis* 'Sissinghurst Blue', c/g, 2L, 3/sq.m
-  Bulb planting:  
Daffodil: *Narcissus* 'Golden Echo', bulb, 18/sq.m.  
Daffodil: *Narcissus* 'Tete-a-Tete', 18/sq.m.  
Wood Anemone: *Anemone nemorosa*, 18/sq.m.  
Snake's head fritillary: *Fritillaria meleagris*, 12/sq.m.  
Bluebell: *Hyacinthoides non-scripta*, 18/sq.m.
-  Native wildflower meadow of Irish Provenance:  
'Biodiversity Wildflower Meadow Mixture' (suitable for light shade - WF02 by 'Design by Nature') or equal and approved
-  Swale / Bio-retention Area
-  Bird house totem pole

**COPYRIGHT:**  
The design and details shown on this drawing are applicable to their project only and may not be reproduced in whole or in part or be used for any other project or purpose without the written permission of Limerick City and County Council with whom copyright resides.

**DO NOT SCALE** from this drawing. Use figured dimensions. Contractor to check all dimensions on site prior to commencement of works. Any discrepancies are to be referred to the ARCHITECT.

**REVISIONS**

| DATE | REV. | BY. | CH. | DESCRIPTION |
|------|------|-----|-----|-------------|
|      |      |     |     |             |



Transport & Mobility  
Merchants Quay  
Limerick

DATE: 2022-08-08  
SCALE: 1:500 @ A1  
DRAWN: MS  
CHECKED: MS  
JOB NO: LCC210002

**PROJECT:**  
South Circular Road to City Centre  
Active Travel Scheme  
**STAGE:**  
Part 8 Planning






**DRAWING TITLE:**  
Landscape Plan 2/6

**DRAWING NO:**  
LP03

**SHEET SIZE:**  
A1

**REVISION:**  
00

**Hard Landscape Legend:**

-  Footpath / Cycletrack - Refer to Engineer's drawings for details
-  Road / Road Markings- Refer to Engineer's drawings for details
-  Coloured Road Surfaces / Tactile Pavings and Crossings- Refer to Engineer's drawings for details
-  Seating
-  Bin

Note: Refer to Engineer's drawings for details.  
Typical tree planting





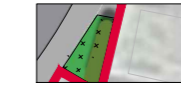




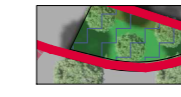
Typical native hedgerow      Typical raingarden



Typical wildflower meadow




**Soft Landscape Legend:**







-  Red line boundary
-  Native Short Cut Floral Lawn of Irish Provenance: 'Short Cut Wildflower Mixture' (DW01 by 'Design by Nature') or equal and approved
-  Native Hedge planting:  
Planted on low mound in a double staggered row, 4no. /lin.m. (60-100cm tall with post and wire fence at centre):  
10% Guelder rose: *Viburnum opulus*, b/r, 80-100cm  
20% Hawthorn: *Crataegus monogyna*, b/r, 80-100cm  
10% Blackthorn: *Prunus spinosa*, b/r, 100-120cm  
10% Dog Rose: *Rosa canina*, b/r, 60-80cm  
30% Holly: *Ilex aquifolium*, r/b, 60-80cm  
10% Spindle: *Euonymus europaeus*, b/r, 60-80cm  
10% Cherry plum: *Prunus cerasifera*, b/r, 100-120cm  
Under-planted with 20% Hart's Tongue Fern: *Asplenium scolopendrum*, 20% Hard Fern: *Blechnum spicant*, 30% Bloody Cranes-bill: *Geranium sanguineum*, 20% Wild Strawberry: *Fragaria vesca* and 10% Ivy: *Hedera hibernica* all 1L, planted at 3no./m<sup>2</sup> and seeded with native wildflower mix of Irish Provenance: 'Hedgerow Wildflower Mixture' (suitable for light shade - EC04 by 'Design by Nature') or equal and approved.
-  Specimen tree planting to include the following species: (all min. 2.0m clear stem)  
Columnar Oak: *Quercus robur* 'Fastigiata Koster', r/b, 18-20cm girth  
Hornbeam: *Carpinus betulus* 'Frans Fontain', r/b, 18-20cm girth  
Ornamental Pear: *Pyrus calleryana* 'Chanticleer', r/b, 18-20cm girth  
Wild Cherry: *Prunus avium* 'Plena', r/b, 18-20cm girth  
Lime: *Tilia cordata* 'Green Spire', r/b, 18-20cm girth  
Maidenhair Tree: *Ginkgo biloba*, r/b, 18-20cm girth  
Scots Pine: *Pinus sylvestris*, r/b, 18-20cm girth  
Thornless Honeylocust: *Gleditsia tricanthos* var. *inermis* 'Shademaster', r/b, 18-20cm girth  
False Acacia: *Robinia pseudoacacia* 'Bessoniana', r/b, 18-20cm girth  
Cherry Plum: *Prunus cerasifera*, r/b, 16-18cm girth
-  Shrub & Herbaceous planting:  
To include the following pollinator mix species (but not limited to):  
(typical plant sizes and planting density shown)  
*Sarcococca confusa*, c/g, 3L, 3/sq.m  
*Berberis darwinii*, c/g, 3L, 3/sq.m  
*Mahonia x media* 'Charity', c/g, 5L, 3/sq.m  
*Ribes nigrum*, c/g, 3L, 3/sq.m  
*Geranium* 'Sweet Heidi', c/g, 2L, 4/sq.m  
*Buddleja davidii*, c/g, 3L, 3/sq.m  
*Fuchsia* 'Genii', c/g, 2L, 3/sq.m  
*Ribes rubrum*, c/g, 3L, 3/sq.m  
*Erica carnea* 'Nathalie', c/g, 2L, 3/sq.m  
*Bergenia* 'Sunningdale', c/g, 2L, 3/sq.m  
*Lavandula angustifolia* 'Imperial Gem', c/g, 2L, 3/sq.m  
*Laurus nobilis* f. *angustifolia*, c/g, 10L, 3/sq.m  
*Rosmarinus officinalis* 'Sissinghurst Blue', c/g, 2L, 3/sq.m
-  Bulb planting:  
Daffodil: *Narcissus* 'Golden Echo', bulb, 18/sq.m.  
Daffodil: *Narcissus* 'Tete-a-Tete', 18/sq.m.  
Wood Anemone: *Anemone nemorosa*, 18/sq.m.  
Snake's head fritillary: *Fritillaria meleagris*, 12/sq.m.  
Bluebell: *Hyacinthoides non-scripta*, 18/sq.m.
-  Native wildflower meadow of Irish Provenance: 'Biodiversity Wildflower Meadow Mixture' (suitable for light shade - WF02 by 'Design by Nature') or equal and approved
-  Swale / Bio-retention Area

**COPYRIGHT:**  
The design and details shown on this drawing are applicable to their project only and may not be reproduced in whole or in part or be used for any other project or purpose without the written permission of Limerick City and County Council with whom copyright resides.  
**DO NOT SCALE** from this drawing. Use figured dimensions. Contractor to check all dimensions on site prior to commencement of works. Any discrepancies are to be referred to the ARCHITECT.

| REVISIONS |      |          |                 |
|-----------|------|----------|-----------------|
| NO.       | DATE | REV. BY. | CH. DESCRIPTION |
|           |      |          |                 |
|           |      |          |                 |

|   |  |   |
|---|--|---|
|  | DATE: 2022-08-08<br>SCALE: 1:500 @ A1<br>DRAWN: MS<br>CHECKED: MS<br>JOB NO: LCC210002 | PROJECT: South Circular Road to City Centre Active Travel Scheme<br>STAGE: Part 8 Planning<br>DRAWING TITLE: Landscape Plan 3/6<br>DRAWING NO: LP04<br>SHEET SIZE: A1<br>REVISION: 00 |
|---|--|---|


**Hard Landscape Legend:**

-  Footpath / Cycletrack - Refer to Engineer's drawings for details
-  Road / Road Markings- Refer to Engineer's drawings for details
-  Coloured Road Surfaces / Tactile Pavings and Crossings- Refer to Engineer's drawings for details
-  Shared surface: Natural or reconstituted stone paving
-  Stainless steel bollard
-  Planter, 500mm high

Note: Refer to Engineer's drawings for details.



**Soft Landscape Legend:**

-  Red line boundary
-  Existing trees to be retained & protected  
Refer to Independent Tree Surveys drawings for details
-  Specimen tree planting to include the following species:  
(all min. 2.0m clear stem)  
Columnar Oak: *Quercus robur* 'Fastigiata Koster', r/b, 18-20cm girth  
Hornbeam: *Carpinus betulus* 'Frans Fontain', r/b, 18-20cm girth  
Ornamental Pear: *Pyrus calleryana* 'Chanticleer', r/b, 18-20cm girth  
Wild Cherry: *Prunus avium* 'Plena', r/b, 18-20cm girth  
Lime: *Tilia cordata* 'Green Spire', r/b, 18-20cm girth  
Maidenhair Tree: *Ginkgo biloba*, r/b, 18-20cm girth  
Scots Pine: *Pinus sylvestris*, r/b, 18-20cm girth  
Thornless Honeylocust: *Gleditsia tricanthos var. inermis* 'Shademaker', r/b, 18-20cm girth  
False Acacia: *Robinia pseudoacacia* 'Bessoniana', r/b, 18-20cm girth  
Cherry Plum: *Prunus cerasifera*, r/b, 16-18cm girth
-  Shrub & Herbaceous planting:  
To include the following pollinator mix species (but not limited to):  
(typical plant sizes and planting density shown)  
*Sarcococca confusa*, c/g, 3L, 3/sq.m  
*Berberis darwinii*, c/g, 3L, 3/sq.m  
*Mahonia x media* 'Charity', c/g, 5L, 3/sq.m  
*Ribes nigrum*, c/g, 3L, 3/sq.m  
*Geranium* 'Sweet Heidi', c/g, 2L, 4/sq.m  
*Buddleja davidii*, c/g, 3L, 3/sq.m  
*Fuchsia* 'Genii', c/g, 2L, 3/sq.m  
*Ribes rubrum*, c/g, 3L, 3/sq.m  
*Erica carnea* 'Nathalie', c/g, 2L, 3/sq.m  
*Bergenia* 'Sunningdale', c/g, 2L, 3/sq.m  
*Lavandula angustifolia* 'Imperial Gem', c/g, 2L, 3/sq.m  
*Laurus nobilis* f. *angustifolia*, c/g, 10L, 3/sq.m  
*Rosmarinus officinalis* 'Sissinghurst Blue', c/g, 2L, 3/sq.m
-  Bird box locations
-  Bat box locations

Typical tree planting



**COPYRIGHT:**  
The design and details shown on this drawing are applicable to their project only and may not be reproduced in whole or in part or be used for any other project or purpose without the written permission of Limerick City and County Council with whom copyright resides.

**DO NOT SCALE** from this drawing. Use figured dimensions. Contractor to check all dimensions on site prior to commencement of works. Any discrepancies are to be referred to the ARCHITECT.

**REVISIONS**

| NO. | DATE | REV. BY | CH. | DESCRIPTION |
|-----|------|---------|-----|-------------|
|     |      |         |     |             |
|     |      |         |     |             |
|     |      |         |     |             |



Transport & Mobility  
Merchants Quay  
Limerick

DATE: 2022-08-08  
SCALE: 1:500 @ A1  
DRAWN: MS  
CHECKED: MS  
JOB NO: LCC210002









**PROJECT:**  
South Circular Road to City Centre  
Active Travel Scheme


**STAGE:**  
Part 8 Planning

**DRAWING TITLE:**  
Landscape Plan 4/6








**DRAWING NO:** LP05  
**SHEET SIZE:** A1  
**REVISION:** 00

**Hard Landscape Legend:**

-  Footpath / Cycletrack - Refer to Engineer's drawings for details
  -  Road / Road Markings- Refer to Engineer's drawings for details
  -  Coloured Road Surfaces / Tactile Pavings and Crossings- Refer to Engineer's drawings for details
  -  Natural or re-constituted stone paving
  -  Water bound gravel
  -  Bike Stand
  -  Seating
- Note: Refer to Engineer's drawings for details.
- 
- Typical floral lawn



**Soft Landscape Legend:**


-  Red line boundary
-  Native Short Cut Floral Lawn of Irish Provenance: 'Short Cut Wildflower Mixture' (DW01 by 'Design by Nature') or equal and approved
-  Specimen tree planting to include the following species: (all min. 2.0m clear stem)  
 Columnar Oak: *Quercus robur* 'Fastigiata Koster', r/b, 18-20cm girth  
 Hornbeam: *Carpinus betulus* 'Frans Fontain', r/b, 18-20cm girth  
 Ornamental Pear: *Pyrus calleryana* 'Chanticleer', r/b, 18-20cm girth  
 Wild Cherry: *Prunus avium* 'Plena', r/b, 18-20cm girth  
 Lime: *Tilia cordata* 'Green Spire', r/b, 18-20cm girth  
 Maidenhair Tree: *Ginkgo biloba*, r/b, 18-20cm girth  
 Scots Pine: *Pinus sylvestris*, r/b, 18-20cm girth  
 Thornless Honeylocust: *Gleditsia tricanthos* var. *inermis* 'Shademaster', r/b, 18-20cm girth  
 False Acacia: *Robinia pseudoacacia* 'Bessoniana', r/b, 18-20cm girth  
 Cherry Plum: *Prunus cerasifera*, r/b, 16-18cm girth
-  Shrub & Herbaceous planting:  
 To include the following pollinator mix species (but not limited to):  
 (typical plant sizes and planting density shown)  
*Sarcococca confusa*, c/g, 3L, 3/sq.m  
*Berberis darwinii*, c/g, 3L, 3/sq.m  
*Mahonia x media* 'Charity', c/g, 5L, 3/sq.m  
*Ribes nigrum*, c/g, 3L, 3/sq.m  
*Geranium* 'Sweet Heidi', c/g, 2L, 4/sq.m  
*Buddleja davidii*, c/g, 3L, 3/sq.m  
*Fuchsia* 'Genii', c/g, 2L, 3/sq.m  
*Ribes rubrum*, c/g, 3L, 3/sq.m  
*Erica carnea* 'Nathalie', c/g, 2L, 3/sq.m  
*Bergenia* 'Sunningdale', c/g, 2L, 3/sq.m  
*Lavandula angustifolia* 'Imperial Gem', c/g, 2L, 3/sq.m  
*Laurus nobilis* f. *angustifolia*, c/g, 10L, 3/sq.m  
*Rosmarinus officinalis* 'Sissinghurst Blue', c/g, 2L, 3/sq.m
-  Bulb planting:  
 Daffodil: *Narcissus* 'Golden Echo', bulb, 18/sq.m.  
 Daffodil: *Narcissus* 'Tete-a-Tete', 18/sq.m.  
 Wood Anemone: *Anemone nemorosa*, 18/sq.m.  
 Snake's head fritillary: *Fritillaria meleagris*, 12/sq.m.  
 Bluebell: *Hyacinthoides non-scripta*, 18/sq.m.
-  Native wildflower meadow of Irish Provenance: 'Biodiversity Wildflower Meadow Mixture' (suitable for light shade - WF02 by 'Design by Nature') or equal and approved
-  Swale / Bio-retention Area

**COPYRIGHT:**  
 The design and details shown on this drawing are applicable to their project only and may not be reproduced in whole or in part or be used for any other project or purpose without the written permission of Limerick City and County Council with whom copyright resides.

**DO NOT SCALE** from this drawing. Use figured dimensions. Contractor to check all dimensions on site prior to commencement of works. Any discrepancies are to be referred to the ARCHITECT.

**REVISIONS**

| DATE | REV. | BY. | CH. | DESCRIPTION |
|------|------|-----|-----|-------------|
|      |      |     |     |             |



Transport & Mobility  
 Merchants Quay  
 Limerick

DATE: 2022-08-26  
 SCALE: 1:500 @ A1  
 DRAWN: MS  
 CHECKED: MS  
 JOB NO: LCC210002

**PROJECT:**  
 South Circular Road to City Centre  
 Active Travel Scheme  
 STAGE:  
 Part 8 Planning



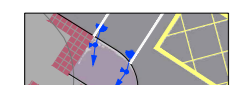




**DRAWING TITLE:**  
 Landscape Plan 5/6

**DRAWING NO:**  
 LP06

**SHEET SIZE:**  
 A1

**REVISION:**  
 00

**Hard Landscape Legend:**

-  Footpath / Cycletrack - Refer to Engineer's drawings for details
-  Road / Road Markings- Refer to Engineer's drawings for details
-  Coloured Road Surfaces / Tactile Pavings and Crossings- Refer to Engineer's drawings for details
-  Natural or re-constituted stone paving
-  Water bound gravel
-  Bike Stand
-  Seating

Note: Refer to Engineer's drawings for details.

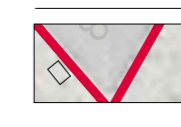



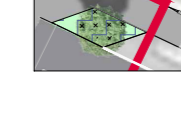

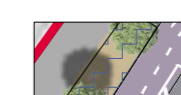


Typical trees in water bound gravel

RIVER SHANNON



**Soft Landscape Legend:**

-  Red line boundary
-  Native Short Cut Floral Lawn of Irish Provenance: 'Short Cut Wildflower Mixture' (DW01 by 'Design by Nature') or equal and approved
-  Specimen tree planting to include the following species: (all min. 2.0m clear stem)  
 Columnar Oak: *Quercus robur 'Fastigiata Koster'*, r/b, 18-20cm girth  
 Hornbeam: *Carpinus betulus 'Frans Fontain'*, r/b, 18-20cm girth  
 Ornamental Pear: *Pyrus calleryana 'Chanticleer'*, r/b, 18-20cm girth  
 Wild Cherry: *Prunus avium 'Plena'*, r/b, 18-20cm girth  
 Lime: *Tilia cordata 'Green Spire'*, r/b, 18-20cm girth  
 Maidenhair Tree: *Ginkgo biloba*, r/b, 18-20cm girth  
 Scots Pine: *Pinus sylvestris*, r/b, 18-20cm girth  
 Thornless Honeylocust: *Gleditsia tricanthos var. inermis 'Shademaster'*, r/b, 18-20cm girth  
 False Acacia: *Robinia pseudoacacia 'Bessoniana'*, r/b, 18-20cm girth  
 Cherry Plum: *Prunus cerasifera*, r/b, 16-18cm girth
-  Shrub & Herbaceous planting:  
 To include the following pollinator mix species (but not limited to):  
 (typical plant sizes and planting density shown)  
*Sarcococca confusa*, c/g, 3L, 3/sq.m  
*Berberis darwinii*, c/g, 3L, 3/sq.m  
*Mahonia x media 'Charity'*, c/g, 5L, 3/sq.m  
*Ribes nigrum*, c/g, 3L, 3/sq.m  
*Geranium 'Sweet Heidi'*, c/g, 2L, 4/sq.m  
*Buddleja davidii*, c/g, 3L, 3/sq.m  
*Fuchsia 'Genii'*, c/g, 2L, 3/sq.m  
*Ribes rubrum*, c/g, 3L, 3/sq.m  
*Erica carnea 'Nathalie'*, c/g, 2L, 3/sq.m  
*Bergenia 'Sunningdale'*, c/g, 2L, 3/sq.m  
*Lavandula angustifolia 'Imperial Gem'*, c/g, 2L, 3/sq.m  
*Laurus nobilis f. angustifolia*, c/g, 10L, 3/sq.m  
*Rosmarinus officinalis 'Sissinghurst Blue'*, c/g, 2L, 3/sq.m
-  Bulb planting:  
 Daffodil: *Narcissus 'Golden Echo'*, bulb, 18/sq.m.  
 Daffodil: *Narcissus 'Tete-a-Tete'*, 18/sq.m.  
 Wood Anemone: *Anemone nemorosa*, 18/sq.m.  
 Snake's head fritillary: *Fritillaria meleagris*, 12/sq.m.  
 Bluebell: *Hyacinthoides non-scripta*, 18/sq.m.
-  Native wildflower meadow of Irish Provenance:  
 'Biodiversity Wildflower Meadow Mixture' (suitable for light shade - WF02 by 'Design by Nature') or equal and approved
-  Swale / Bio-retention Area

NORTH

**COPYRIGHT:**  
 The design and details shown on this drawing are applicable to their project only and may not be reproduced in whole or in part or be used for any other project or purpose without the written permission of Limerick City and County Council with whom copyright resides.  
**DO NOT SCALE** from this drawing. Use figured dimensions. Contractor to check all dimensions on site prior to commencement of works. Any discrepancies are to be referred to the ARCHITECT.

**REVISIONS**

| DATE | REV. | BY. | CH. | DESCRIPTION |
|------|------|-----|-----|-------------|
|      |      |     |     |             |

**Comhairle Cathrach & Contae Lúimnigh**  
**Limerick City & County Council**

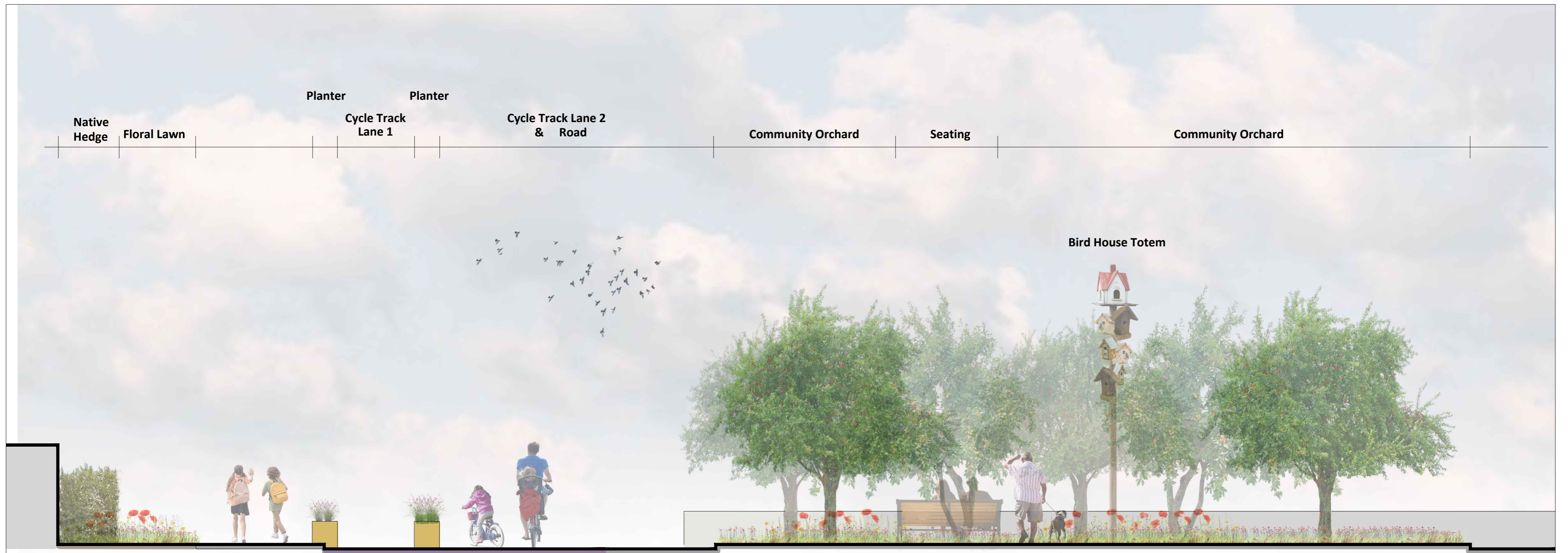
Transport & Mobility  
 Merchants Quay  
 Limerick

DATE: 2022-08-26  
 SCALE: 1:500 @ A1  
 DRAWN: MS  
 CHECKED: MS  
 JOB NO: LCC210002

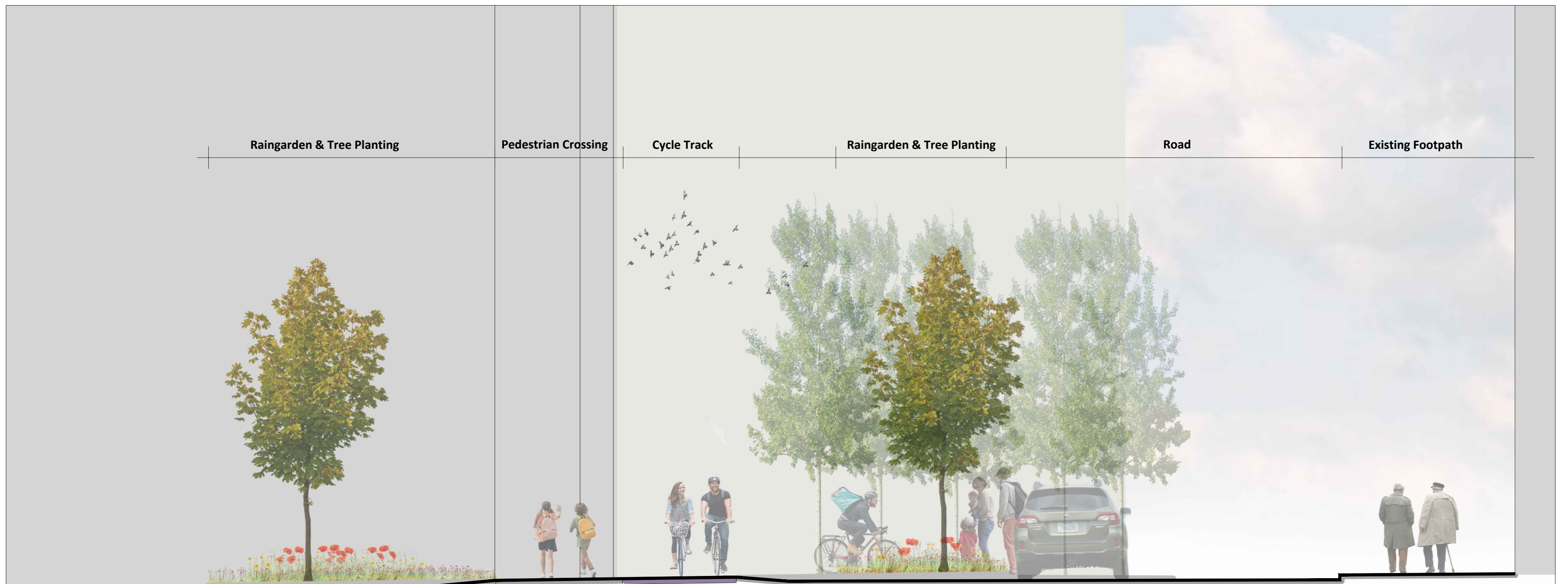
PROJECT: South Circular Road to City Centre Active Travel Scheme  
 STAGE: Part 8 Planning

DRAWING TITLE: Landscape Plan 6/6

DRAWING NO: LP07  
 SHEET SIZE: A1  
 REVISION: 00



**Section A**  
Refer to LP01 for Location



**Section B**  
Refer to LP01 for Location




**Section C**  
Refer to LP01 for Location

**COPYRIGHT:**  
The design and details shown on this drawing are applicable to their project only and may not be reproduced in whole or in part or be used for any other project or purpose without the written permission of Limerick City and County Council with whom copyright resides.

**DO NOT SCALE** from this drawing. Use figured dimensions. Contractor to check all dimensions on site prior to commencement of works. Any discrepancies are to be referred to the ARCHITECT.

| REVISIONS |      |          |             |
|-----------|------|----------|-------------|
| NO.       | DATE | REV. BY. | DESCRIPTION |
|           |      |          |             |
|           |      |          |             |
|           |      |          |             |


**Comhairle Cathrach & Contae Lútnigh**  
**Limerick City & County Council**

Transport & Mobility  
 Merchants Quay  
 Limerick

DATE: 2022-08-10  
 SCALE: 1:50 @ A1  
 DRAWN: MS  
 CHECKED: MS  
 JOB NO: LCC210002

**PROJECT:** South Circular Road to City Centre  
**Active Travel Scheme**  
**STAGE:** Part 8 Planning  
**DRAWING TITLE:** Landscape Sections

|                         |                       |                     |
|-------------------------|-----------------------|---------------------|
| <b>DRAWING NO:</b> LS01 | <b>SHEET SIZE:</b> A1 | <b>REVISION:</b> 00 |
|-------------------------|-----------------------|---------------------|