









COPYRIGHT:
The design and details shown on this drawing are applicable to their project only and may not be reproduced in whole or in part or be used for any other project or purpose without the written permission of Limerick City and County Council with whom copyright resides.
DO NOT SCALE from this drawing. Use figured dimensions.
Contractor to check all dimensions on site prior to commencement of works. Any discrepancies are to be referred to the ARCHITECT.

Notes
Building set out and dimensions as per architects drawings
Proposed levels are top of finished surfaces

- LEGEND :**
-  METER
 -  BULK WATER METER
 -  S.V. SLUICE VALVE
 -  FIRE HYDRANT
 -  A.V. AIR VALVE
 -  PROPOSED 150mm Ø WATERMAIN
 -  Hydrant Service Radius
 -  Boundary Box

REVISIONS

NO.	DATE	REV. BY	DESCRIPTION

DATE: 05/09/22
 REV. BY: CHKD
 DESCRIPTION:
LIMERICK CITY & COUNTY COUNCIL
 LA HOUSING CONSTRUCTION & MAINTENANCE
 MERCHANTS QUAY
 LIMERICK
 t: +353 61 556000
 e: customerservices@limerick.ie

PROJECT:
31 No. HOUSING UNITS AT SCYAMORE
CRESCENT, NEWCASTLE WEST,
CO.LIMERICK

STAGE:
PART 8

DRAWING TITLE:
PROPOSED WATERMAINS LAYOUT

DATE: 05/09/22	DRAWING NO:
SCALE: 1:500	19119 - 4003
DRAWN: AD	SHEET SIZE: A1
CHECKED: -	REVISION: A
JOB NO.: JOBNO	

