

COPYRIGHT:
The design and details shown on this drawing are applicable to their project only and may not be reproduced in whole or in part or be used for any other project or purpose without the written permission of Limerick City and County Council with whom copyright resides.
DO NOT SCALE from this drawing. Use figured dimensions.
Contractor to check all dimensions on site prior to commencement of works. Any discrepancies are to be referred to the ARCHITECT.

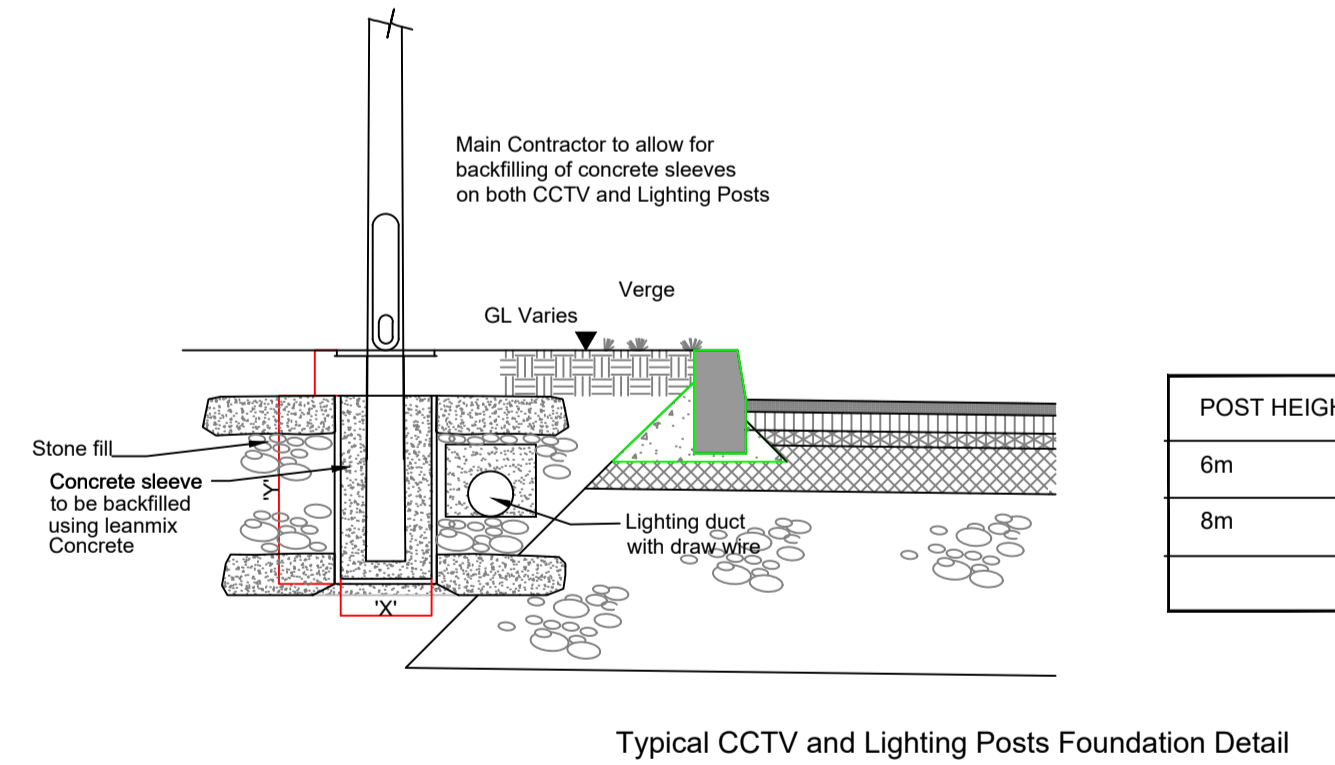
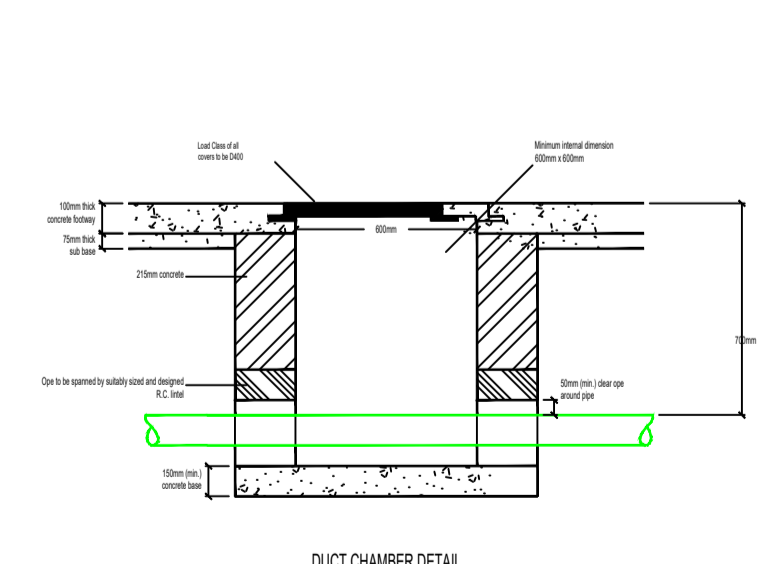
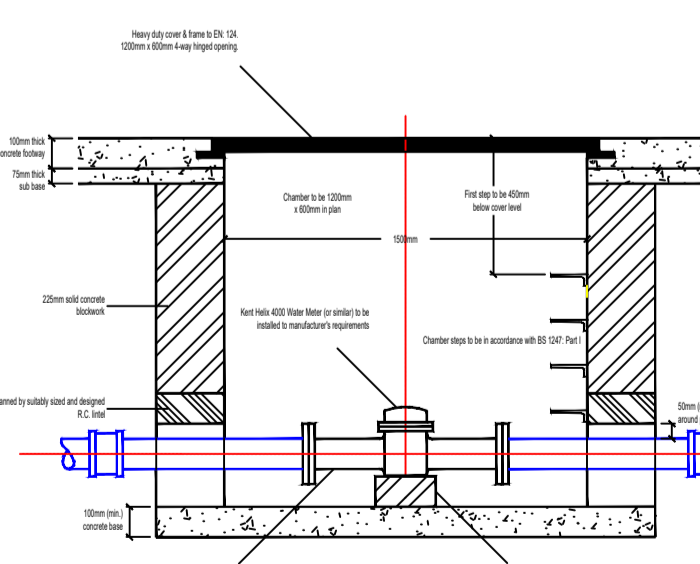
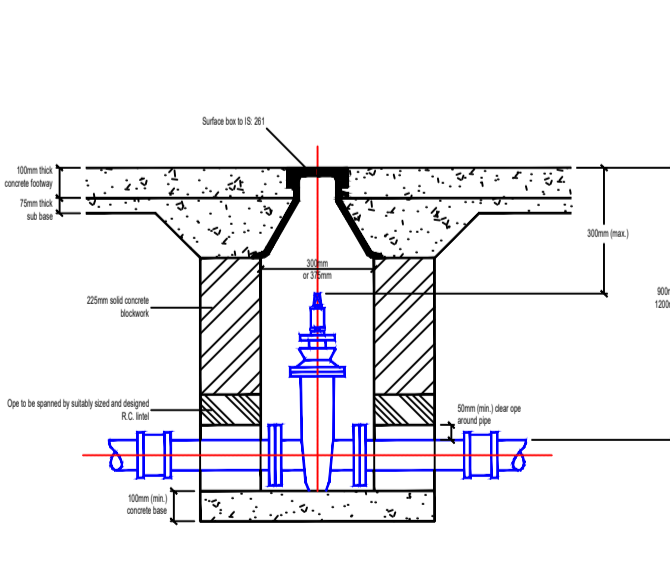
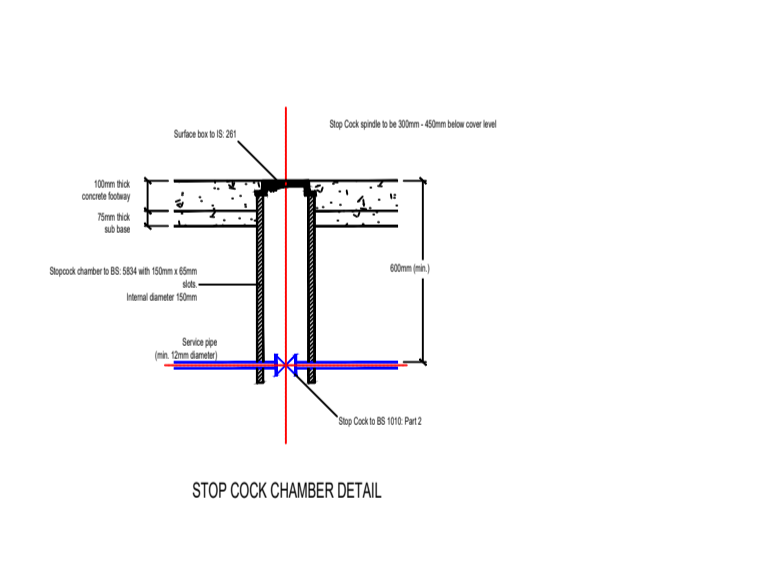
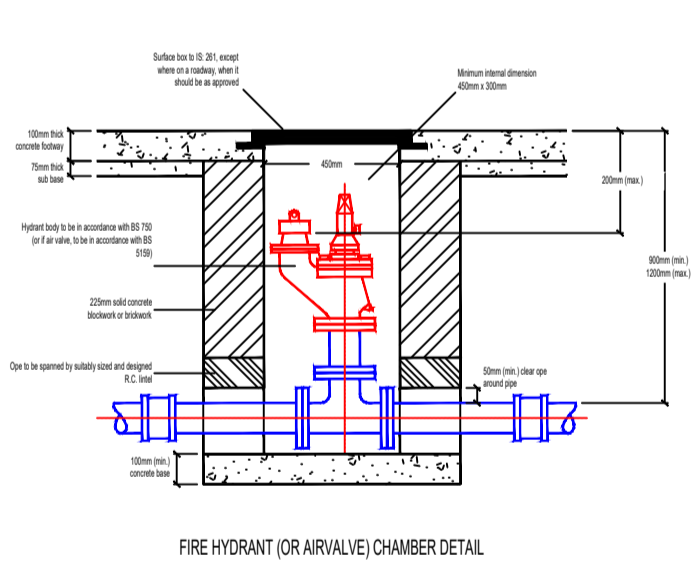
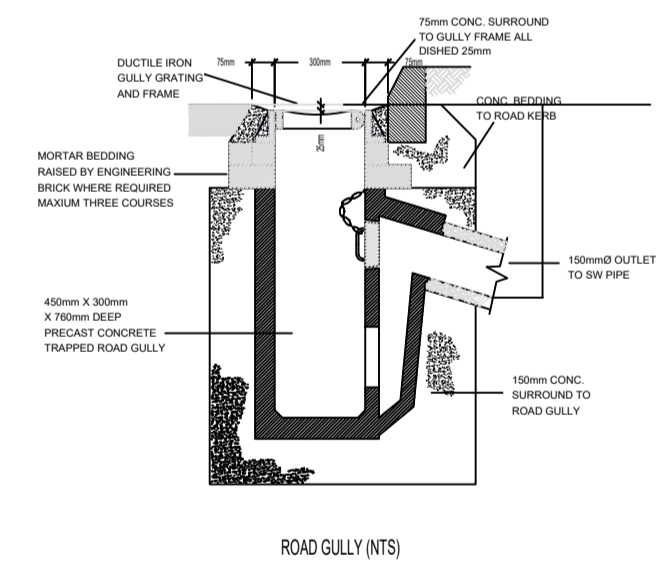
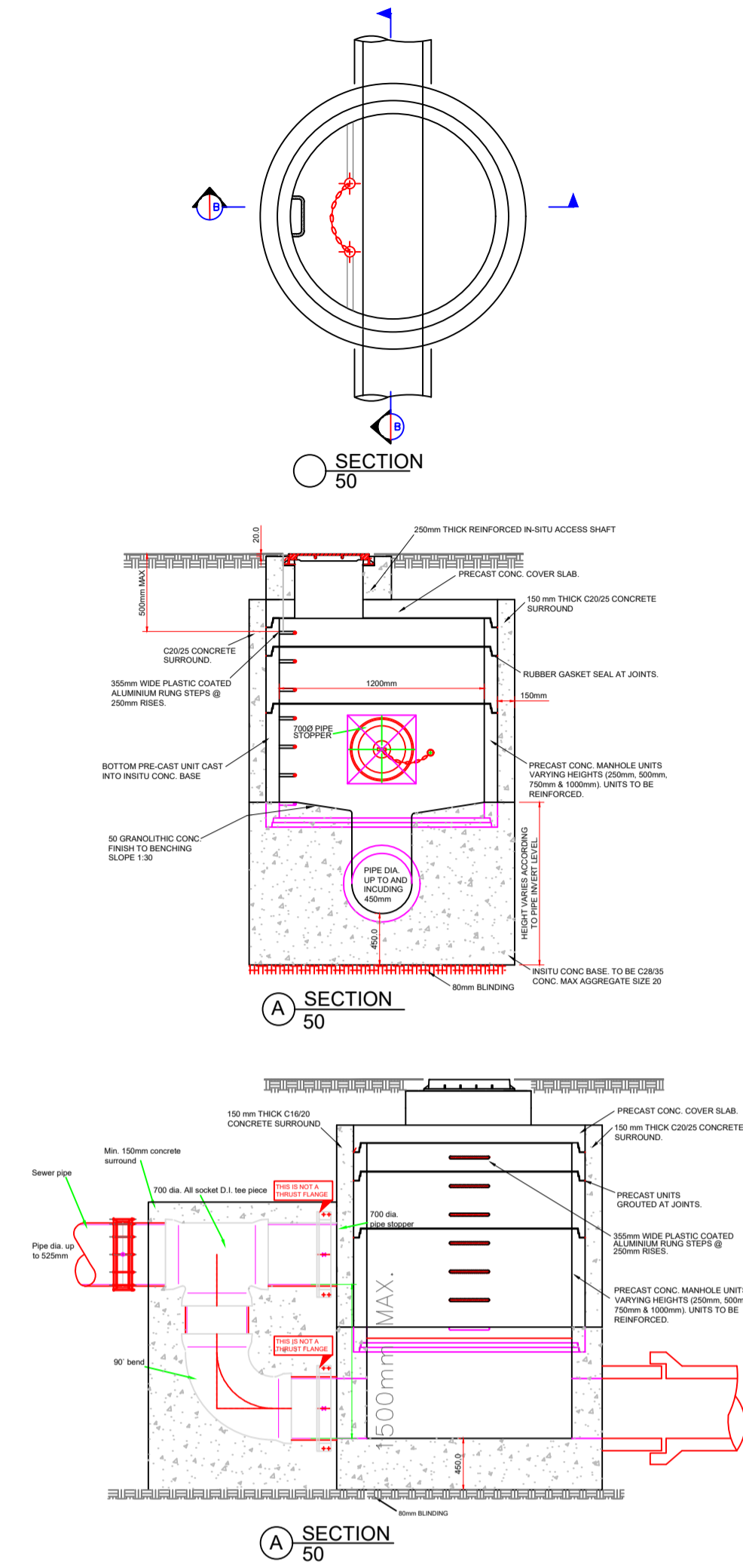
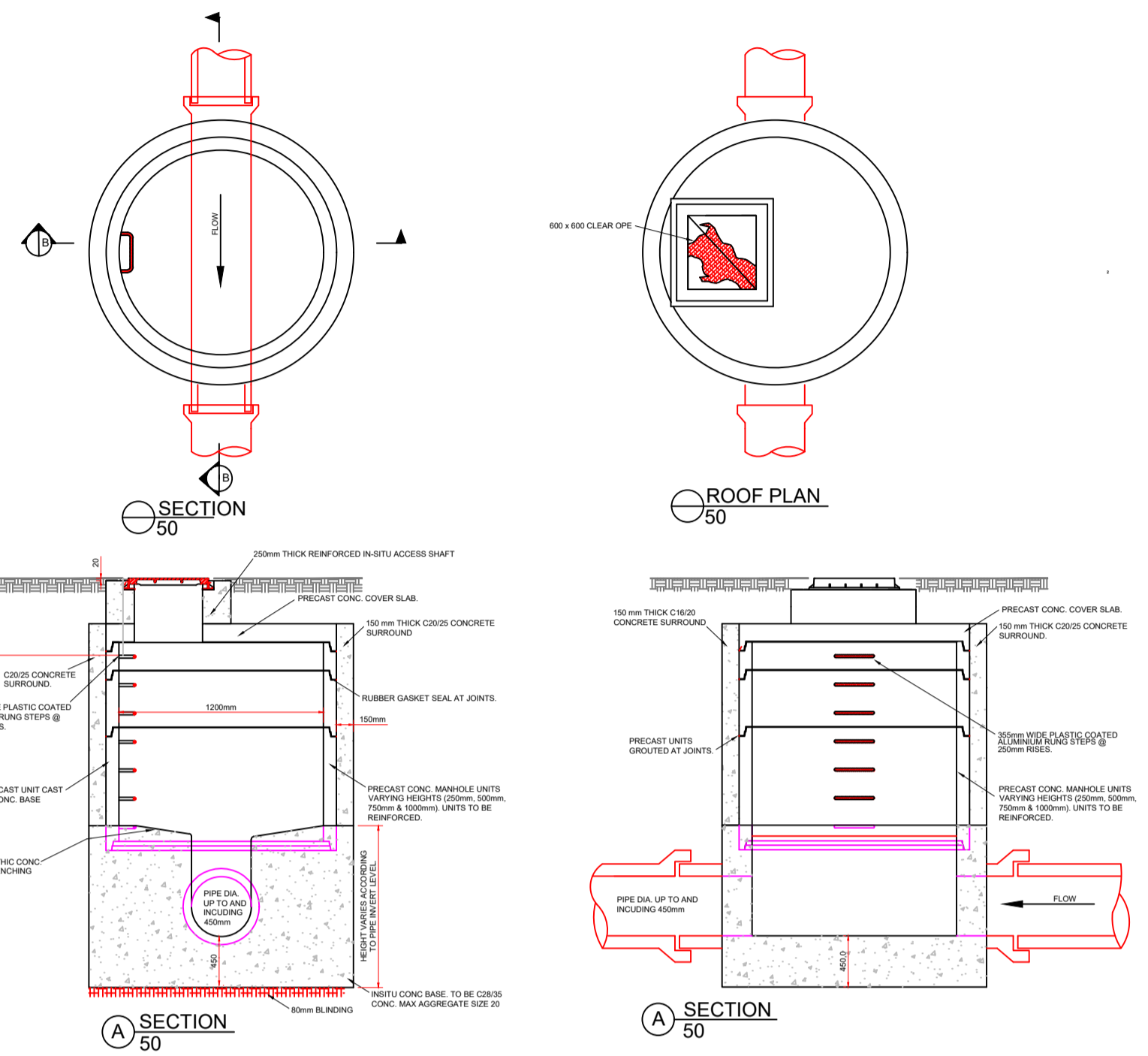
Notes
Building set out and dimensions as per architects drawings
Proposed levels are top of finished surfaces

- NOTES:
- FOR BEDDING AND SEALING OF CHAMBER RINGS, THE TOP RING (TO PRE CAST COVER SLAB) AND BOTTOM RING TO BE BEDDED WITH CEMENT MORTAR. FOR INTERMEDIATE RINGS, JOINTS TO BE SEALED WITH APPROVED PRE-FORMED JOINTING STRIP.
 - PRE CAST MANHOLES TO BE SURROUNDED WITH A MINIMUM OF 150mm THICK GRADE C20/25 CONCRETE.
 - BENCHING FINISHED IN 2:1 SAND-CEMENT MORTAR WITH A SMOOTH TROWEL FINISH, AT 1 IN 30 SLOPE TOWARDS CHANNEL.
 - CLASS D400 OR E600 MANHOLE COVER AND FRAME TO IS/EN 124. 150mm DEEP FRAME FOR ROADS AND 100mm DEEP FOR FOOTPATHS AND GREEN AREAS. NON-ROCK DESIGN, CLOSED KEYWAYS, MANUFACTURED FROM SPHEROIDAL GRAPHITE CAST IRON (DUCTILE CAST IRON), 600 x 600 (600diam.) CLEAR OPENING, COVER AND FRAME COATED IN BITUMEN OR OTHER APPROVAL MATERIAL. COVER TO HAVE A MINIMUM MASS OF 140kg/m². FRAME BEARING AREA SHALL BE 80,000mm² MIN. FRAMES SHALL BE DESIGNED TO PREVENT COVERS FALLING INTO MANHOLE. FRAMES SHALL BE BEDDED ON APPROVED MORTAR TO MANUFACTURERS INSTRUCTIONS.

- STANDARD RUNGS AT 300c/c VERTICALLY AND GALVANISED TO THE LATEST VERSION OF B.S. 729 OR EQUIVALENT. NOTE: STEPS IRONS ARE NOT ACCEPTABLE.
- WHEN DEPTH OF MANHOLES TO INVERT IS GREATER THAN 3.0m LADDERS SHALL BE USED INSTEAD OF RUNGS TO B.S.4211 OR EQUIVALENT EXCEPT THAT STRINGERS SHOULD BE NOT LESS THAN 65 x 12mm IN SECTION AND RUNGS 25mm IN DIAMETER. FIXED LADDERS SHOULD MEET THE DIMENSIONAL REQUIREMENTS OF B.S.4211 OR EQUIVALENT.
- LADDER STRINGERS SHOULD BE ADEQUATELY SUPPORTED FROM THE MANHOLE WALL AT INTERVALS OF NOT MORE THAN 2.0M STRINGERS SHOULD BE BOLTED TO CLEATS TO FACILITATE RENEWAL.

- ALL LADDERS, RUNGS, HANDRAILS, SAFETY CHAINS ETC SHALL BE HOT DIP GALVANIZED TO B.S.729 OR EQUIVALENT.
- PREFORMED HALF CIRCLE CHANNEL PIPES, THE PIPELINE MAY, WHERE PRACTICABLE, BE LAID THROUGH THE MANHOLE AND THE CROWN CUT OUT TO HALF DIAMETER, PROVIDED FLEXIBLE JOINTS ARE SITUATED ON EACH SIDE NO FURTHER THAN 600mm FROM THE INNER FACE OF MANHOLE WALL.

- SHORT LENGTH PIPE AND PIPE JOINT EXTERNAL TO MANHOLE SHALL NOT EXCEED 600mm FROM THE INNER FACE OF MANHOLE WALL.



POST HEIGHT	DIM 'X'	DIM 'Y'
6m	375mm	1500mm
8m	450mm	2000mm

REVISIONS

NO.	DATE	REV. BY	CHKD	DESCRIPTION

DATE REV. BY CHKD DESCRIPTION

LIMERICK CITY & COUNTY COUNCIL
LA HOUSING CONSTRUCTION & MAINTENANCE
MERCHANTS QUAY
LIMERICK
t: +353 61 556000
e: customerservices@limerick.ie

PROJECT:
31 No. HOUSING UNITS AT SCYAMORE
CRESCENT, NEWCASTLE WEST,
CO.LIMERICK

STAGE:
PART 8

DRAWING TITLE:
PROPOSED DRAINAGE & LIGHTING
DETAILS

DATE: 05/09/22	DRAWING NO: 19119 - 4009
SCALE: 1:500	SHEET SIZE: A1
DRAWN: AD	REVISION: A
CHECKED: -	
JOB NO: JOBNO	