






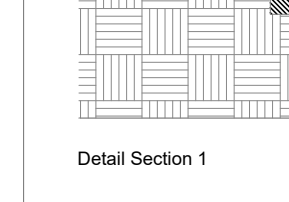








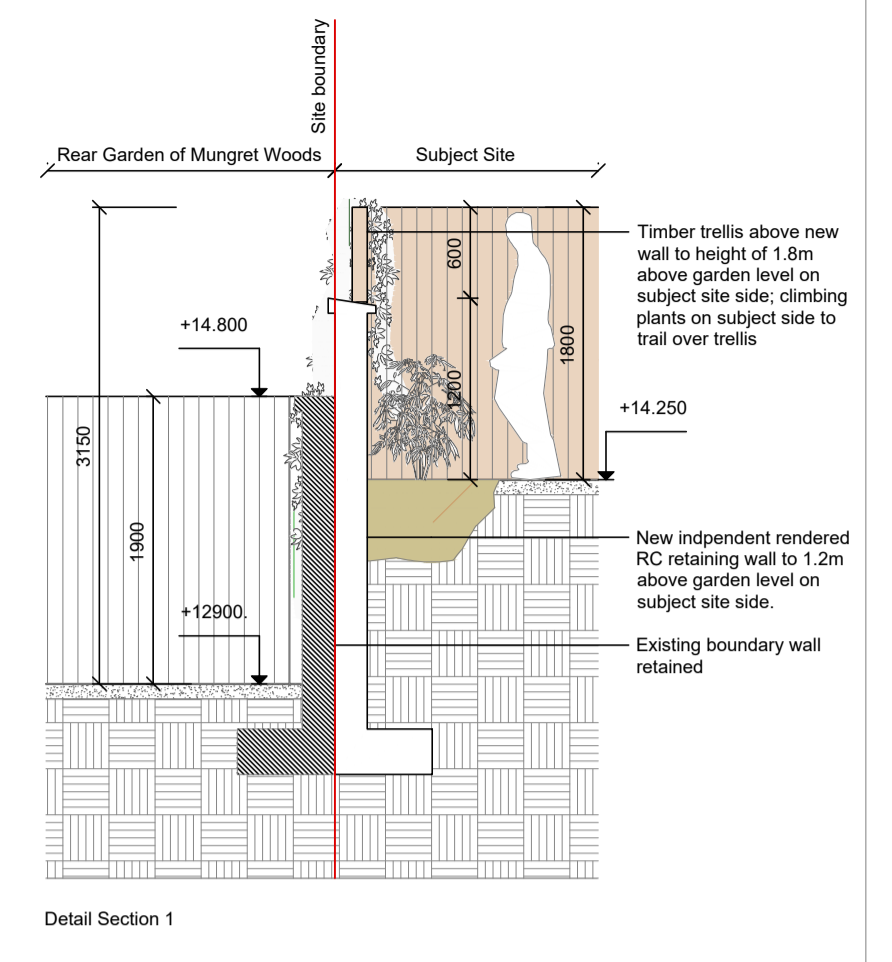


LEGEND

THIS DRAWING OUTLINES BOUNDARY TREATMENTS WITHIN OR BORDERING PRIVATE CURTLAGE AREAS. FOR OTHER BOUNDARY TREATMENTS PLEASE REFER TO THE LANDSCAPE ARCHITECTS DRAWINGS

<p>TREATED TIMBER FENCE WITH PRECAST CONCRETE TRESTLES & EVERGREEN HEDGING 1.8M HIGH</p>  
<p>EXISTING BOUNDARY WALL TO BE RETAINED WITH RENDERED CONCRETE WALL AND TRELLIS ON SUBJECT SITE SIDE</p>  
<p>NEW RENDERED CONCRETE WALL WITH TRELLIS ON SUBJECT SITE SIDE (REPLACING EXISTING SHEET METAL FENCE)</p> 
<p>EXISTING BOUNDARY WALL TO BE RETAINED WITH HEDGE PLANTED ON SUBJECT SITE SIDE</p>   
<p>1.8-2M HIGH RENDERED BLOCK WALL WITH CAPPING</p>  
<p>2M HIGH TREATED TIMBER FENCE WITH PRECAST CONCRETE POSTS</p>  
<p>2M HIGH TREATED TIMBER FENCE WITH PRECAST CONCRETE POSTS ON RC RETAINING WALL AT CHANGES IN GARDEN LEVEL</p>  
<p>600-600MM LOW CLAY BRICK WALL WITH MILD STEEL RAILINGS C.350MM ABOVE LOW BRICK WALL</p> 
<p>1.8-2M HIGH BRICK WALL WITH CAPPING</p> 



Site boundary: New rendered RC wall with trellis above to heights of 1.2m and 1.8m above proposed garden level, with planting trailing over from the subject site side. To replace existing corrugated metal fence.

Site boundary: 1m wide hedging strip facing Mungret College, with timber post and panel fence inside



GENERAL NOTES:
 A. THIS DRAWING TO BE READ IN CONJUNCTION WITH ALL RELEVANT ARCHITECTURAL DRAWINGS THE SPECIFICATION AND ALL RELEVANT STANDARD DETAIL DRAWINGS.
 B. THIS DRAWING TO BE READ IN CONJUNCTION WITH ALL RELEVANT CIVIL, STRUCTURAL, MECHANICAL AND ELECTRICAL DRAWINGS TOGETHER WITH THE SPECIFICATIONS AND SCHEDULES.
 C. ALL DIMENSIONS IN MILLIMETERS. DO NOT SCALE FROM THIS DRAWING. USE FIGURED DIMENSIONS ONLY.
 D. CONTRACTOR MUST VERIFY ALL DIMENSIONS ON SITE BEFORE SETTING OUT COMMENCING WORK OR PRODUCING ANY SHOP DRAWINGS.

Revisions	Date

e ml architects

20 Cruises street Limerick V94 R6P9 Ireland
 telephone (061) 312249 e-mail limerick@eml.ie

63 Fitzwilliam sq Dublin 2 D02 N938 Ireland
 telephone (01) 6707677 e-mail dublin@eml.ie

Client	Limerick City & County Council	Date	11/11/2023
Job	Mungret Residential Development, Mungret, Co.Limerick	Scale @ A1	NTS
Title	Private Curtilage Boundaries Key Plan	Drawn	CS
		Checked	ML
		Drawing No.	3470-EML-XX-XX-DR-A-0026
		Rev	