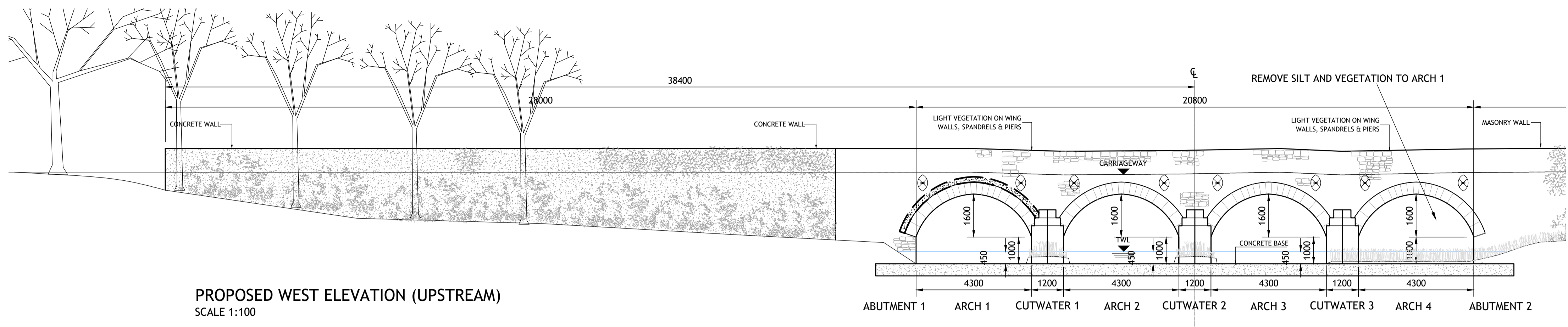
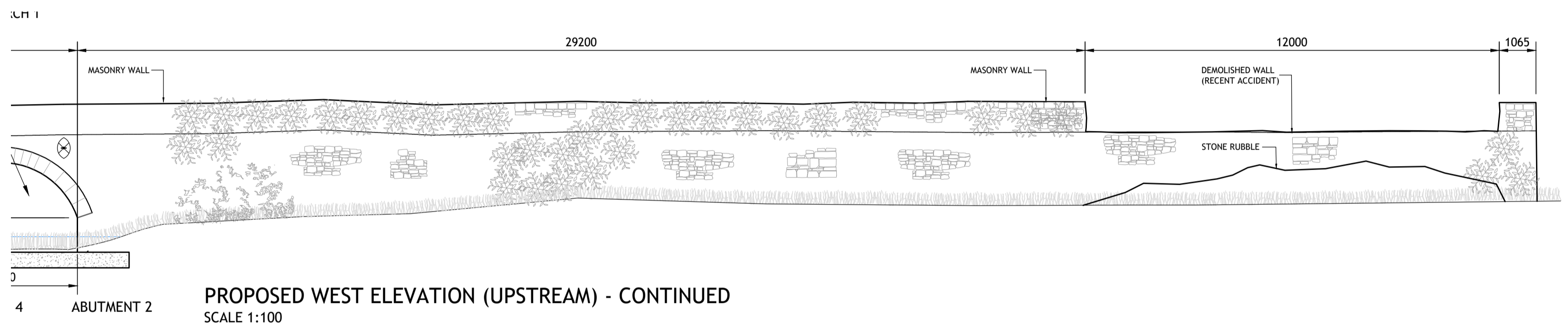


LOSS OF POINTING FROM:	
PARAPETS	25%
SPANDRELS	50%
WING WALLS	90%
PIERS (INCLUDING CUTWATERS)	25%
ABUTMENTS	25%
ARCH BARRELS	25%

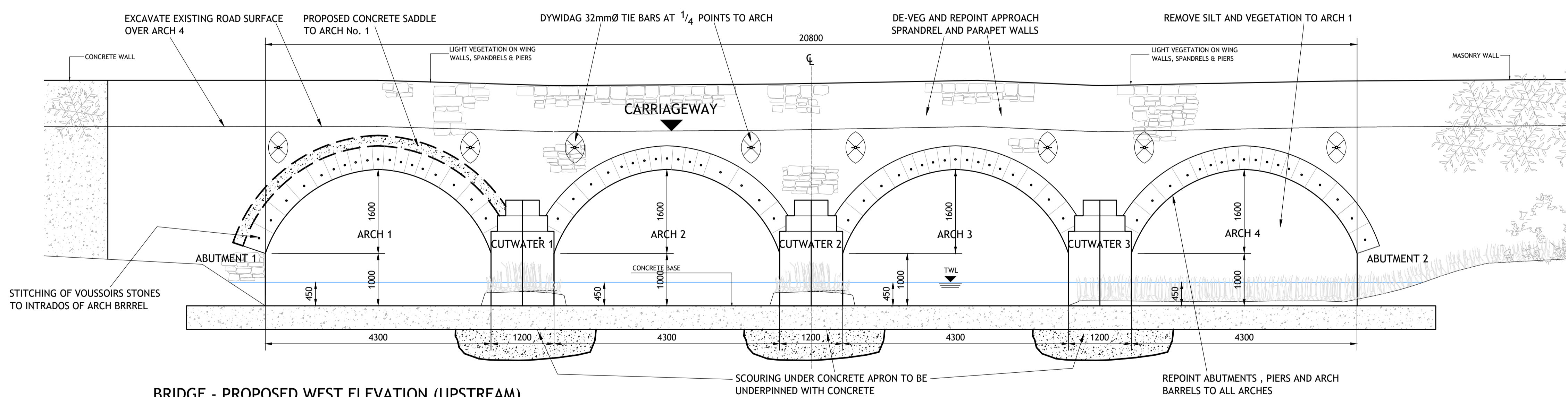
LEGEND:	
STONE MASONRY	
BLOCK ON FLAT	
CONCRETE	



PROPOSED WEST ELEVATION (UPSTREAM)
SCALE 1:100



PROPOSED WEST ELEVATION (UPSTREAM) - CONTINUED
SCALE 1:100



BRIDGE - PROPOSED WEST ELEVATION (UPSTREAM)
SCALE 1:50

- GENERAL NOTES**
- DO NOT SCALE. ALL DIMENSIONS ON DRAWINGS ARE IN MILLIMETERS UNLESS NOTED OTHERWISE. USE FIGURED DIMENSIONS ONLY.
 - THIS DRAWING IS TO BE READ IN CONJUNCTION WITH ALL OTHER WORKS REQUIREMENTS
- NOTES**
- ALL WORKS TO BE CARRIED OUT IN ACCORDANCE WITH AA SCREENING AND ENVIRONMENTAL REPORTS.
 - ALL QUERIES ON PROPOSED WORKS TO BE DIRECTED TO ENGINEER PRIOR TO UNDERTAKING WORKS.
 - ALL TEMPORARY WORKS ARE THE SOLE RESPONSIBILITY OF THE CONTRACTOR.
 - FINAL SURFACE DRESSING TO NEW ROAD SURFACES WILL BE UNDERTAKEN BY LCCC OUTSIDE THE CONTRACT AT A LATER STAGE.

PROTECTED STRUCTURE:
NATIONAL BUILT HERITAGE SERVICE Reg. No. 22207301

© PUNCH Consulting Engineers
This drawing and any design hereon is the copyright of the Consultants and must not be reproduced without their written consent. All drawings remain the property of the Consultants. Figured dimension only to be taken from this drawing. Consultants to be informed immediately of any discrepancies before work proceeds.

COLOUR DRAWING

Rev	Amendment	By	Date	Rev	Amendment	By	Date

Client:

PUNCH
consulting engineers
Dublin | Limerick | Cork | Galway | Glasgow

Project:	LCCC 2024 BRIDGE REHABILITATION SCHEME		
Title:	MOOREABBEY - PROPOSED - SH 2 OF 3		
Drawn:	FM	Date drawn:	15.12.2020
Project No:	221254	Technician Check:	F. McInerney
Scale @ A1:	As Shown	Engineering Check:	M. O'Sullivan
Model Ref:	221254-PUNCH-24-XX-M2-CS-0914	Approved:	M. O'Sullivan
Document No:	221254-PUNCH-24-XX-DR-C-0914	Drawing Status:	S1
Revision No:	P01		

97 Henry Street, Limerick, V94 YC2H
t +353 61 221 200 | w punchconsulting.com