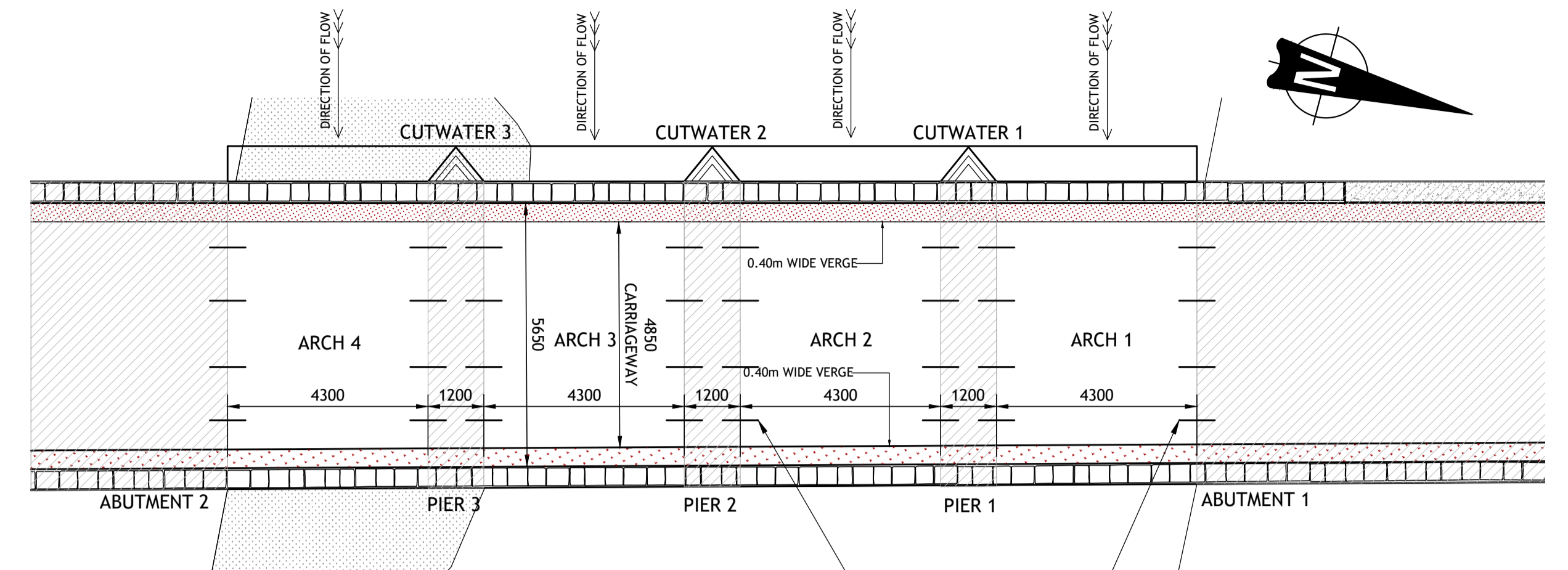
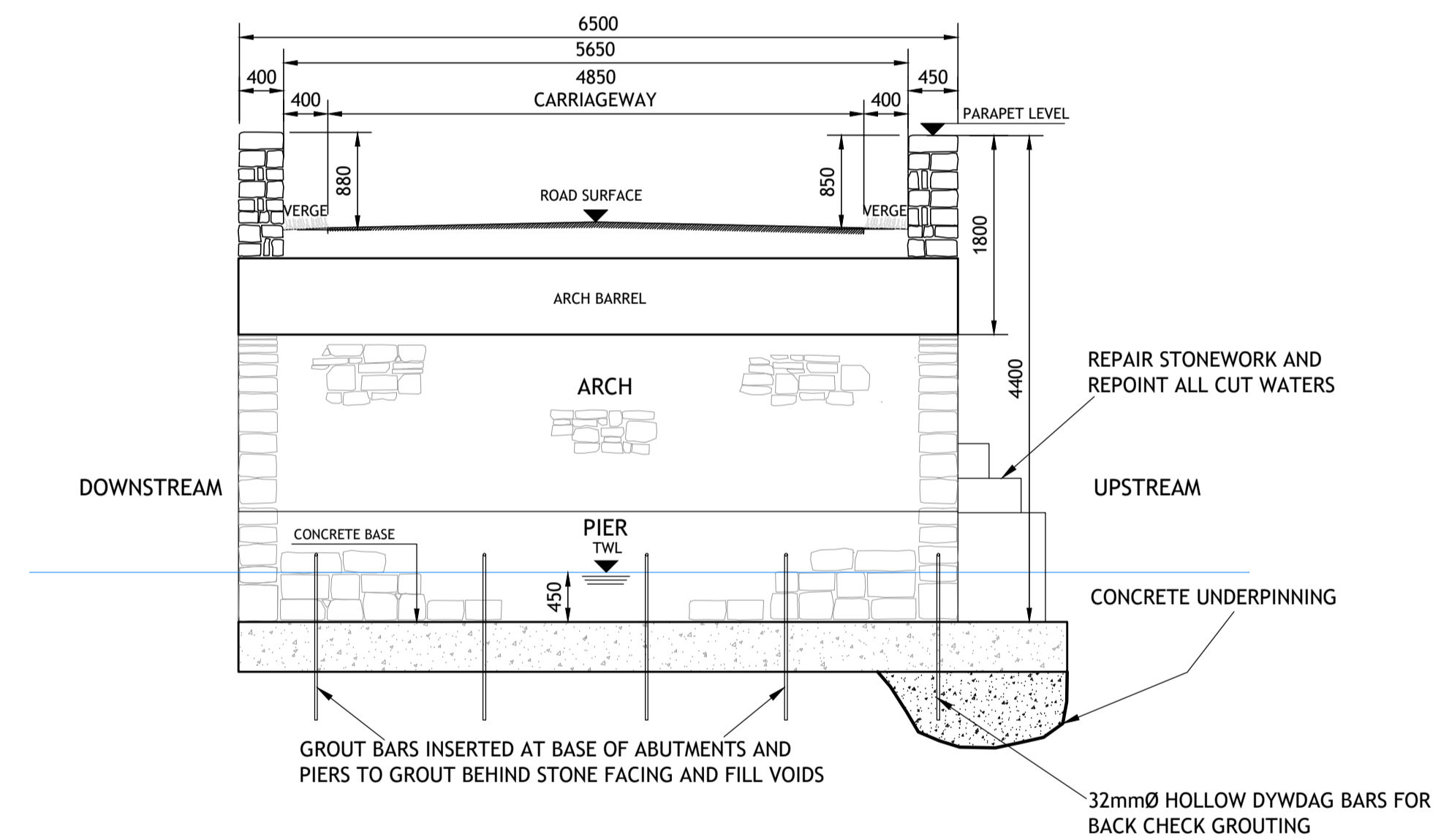


PROPOSED ROAD LAYOUT
SCALE 1:250



PROPOSED SECTIONAL PLAN OF ARCH SPANS PIERS & ABUTMENTS
SCALE 1:100



TYPICAL SECTION - PROPOSED
SCALE 1:50

GENERAL NOTES

- DO NOT SCALE. ALL DIMENSIONS ON DRAWINGS ARE IN MILLIMETERS UNLESS NOTED OTHERWISE. USE FIGURED DIMENSIONS ONLY.
- THIS DRAWING IS TO BE READ IN CONJUNCTION WITH ALL OTHER WORKS REQUIREMENTS


NOTES

- ALL WORKS TO BE CARRIED OUT IN ACCORDANCE WITH AA SCREENING AND ENVIRONMENTAL REPORTS.
- ALL QUERIES ON PROPOSED WORKS TO BE DIRECTED TO ENGINEER PRIOR TO UNDERTAKING WORKS.
- ALL TEMPORARY WORKS ARE THE SOLE RESPONSIBILITY OF THE CONTRACTOR.
- FINAL SURFACE DRESSING TO NEW ROAD SURFACES WILL BE UNDERTAKEN BY LCCC OUTSIDE THE CONTRACT AT A LATER STAGE.

PROTECTED STRUCTURE:
NATIONAL BUILT HERITAGE SERVICE Reg. No. 22207301

© PUNCH Consulting Engineers

This drawing and any design hereon is the copyright of the Consultants and must not be reproduced without their written consent. All drawings remain the property of the Consultants. Figured dimension only to be taken from this drawing. Consultants to be informed immediately of any discrepancies before work proceeds.



Rev	Amendment	By	Date	Rev	Amendment	By	Date



Project: LCCC 2024 BRIDGE REHABILITATION SCHEME			
Title: MOOREABBEY - PROPOSED - SH 3 OF 3			
Drawn: FM	Date drawn: 15.12.2020	Technician Check: F. McInerney	Engineer Check: M. O'Sullivan
Project No: 201156	Model Ref: 221254-PUNCH-24-XX-M2-S-0915	Drawing Status: S1	Revision No:
Scale: As Shown	Document Ref: 221254-PUNCH-24-XX-DR-C-0915		Revision No: P01

97 Henry Street, Limerick, V94 YC2H
t +353 61 221 200 | w punchconsulting.com