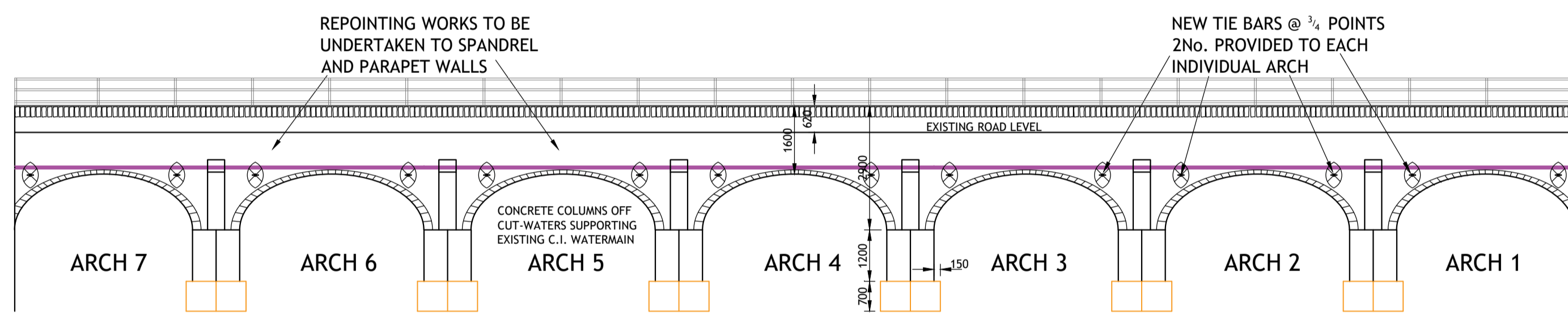
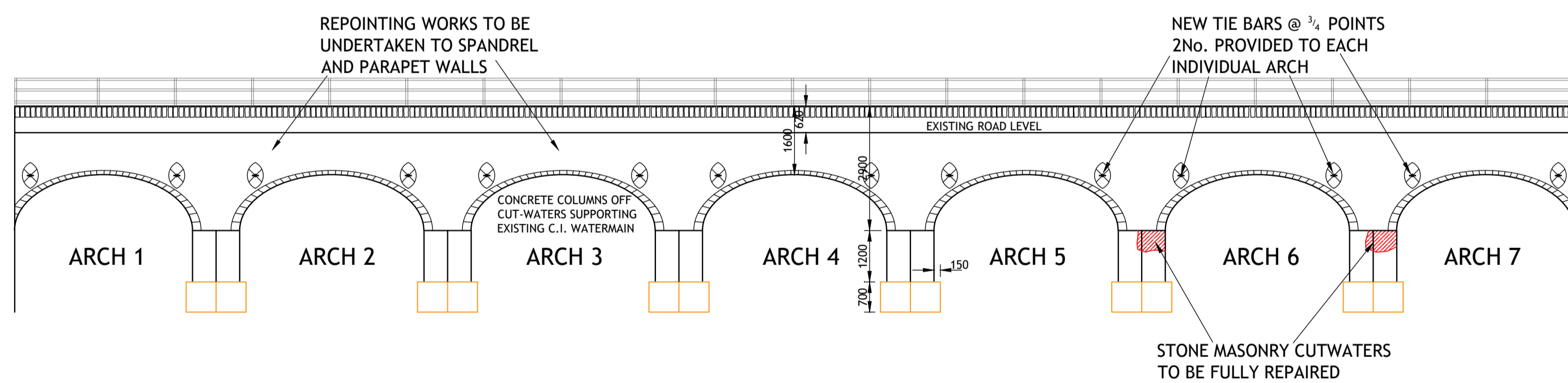


LAYOUT PLAN SCALE 1:100



DOWNSTREAM ELEVATION SCALE 1:100

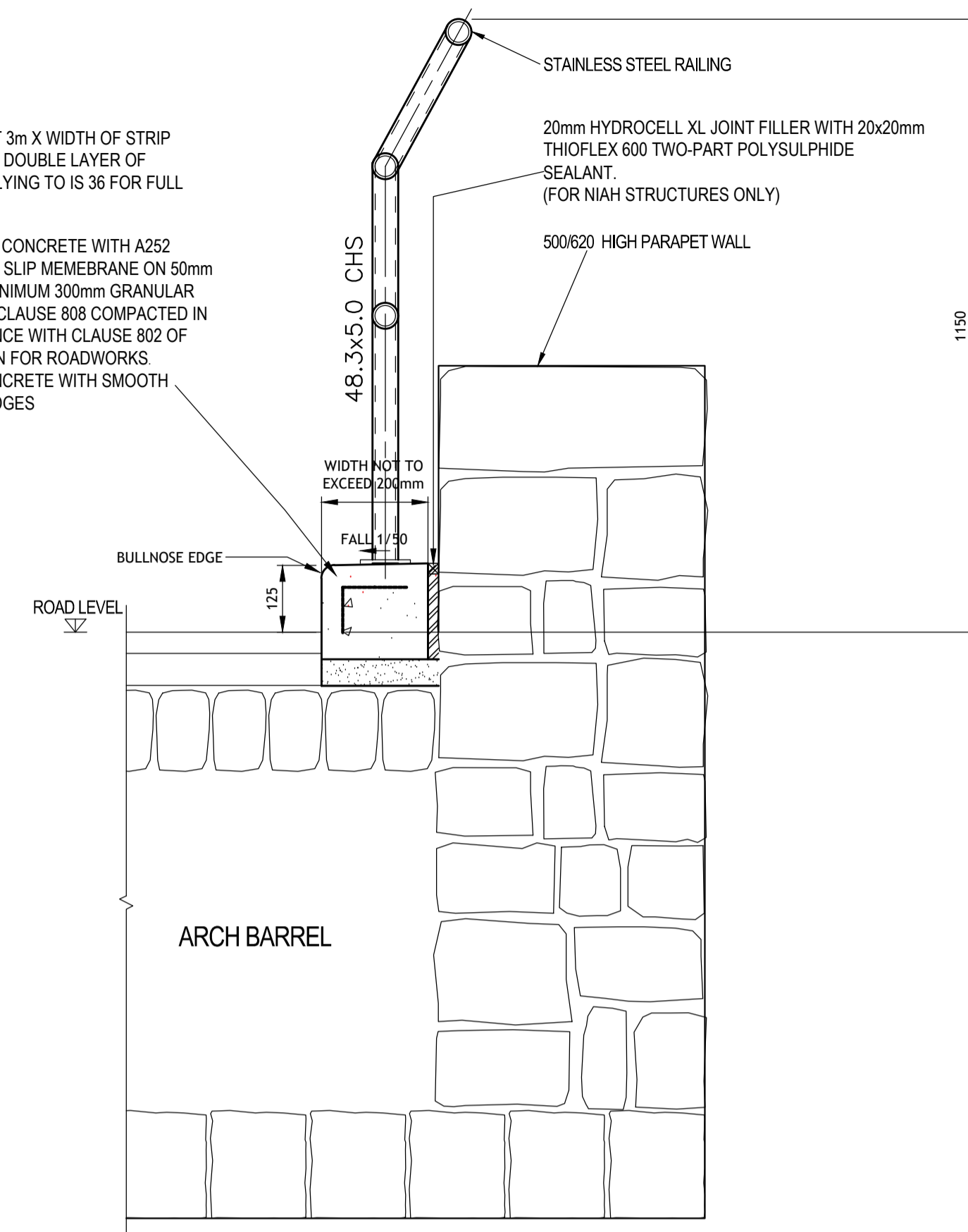


UPSTREAM ELEVATION SCALE 1:100

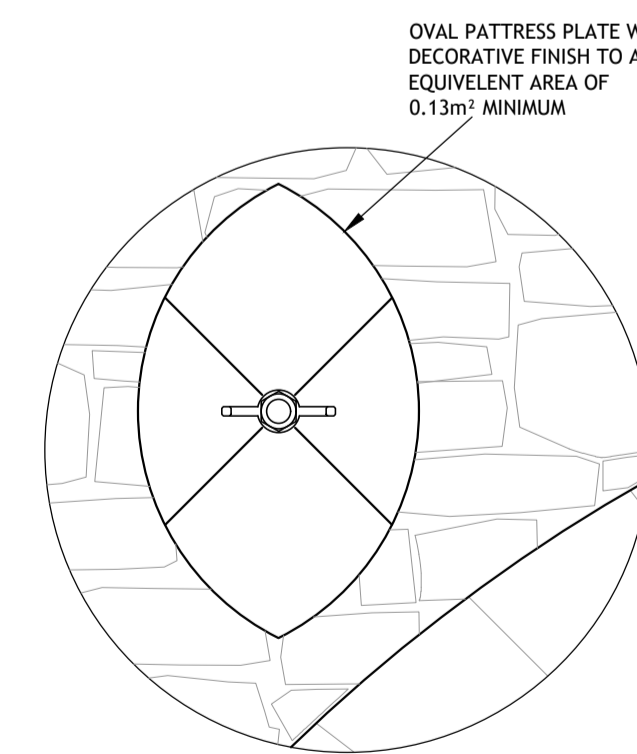
MOVEMENT JOINTS AT 3m X WIDTH OF STRIP JOINT TO CONSIST OF DOUBLE LAYER OF ROOFING FELT COMPLYING TO IS 36 FOR FULL DEPTH OF JOINT

200mm THICK C30/C37 CONCRETE WITH A252 MESH ON POLYTHENE SLIP MEMBRANE ON 50mm SAND BLINDING ON MINIMUM 300mm GRANULAR MATERIAL TYPE B TO CLAUSE 808 COMPACTED IN LAYERS IN ACCORDANCE WITH CLAUSE 802 OF THE TII SPECIFICATION FOR ROADWORKS BRUSH FINISH TO CONCRETE WITH SMOOTH TROWEL FINISH TO EDGES

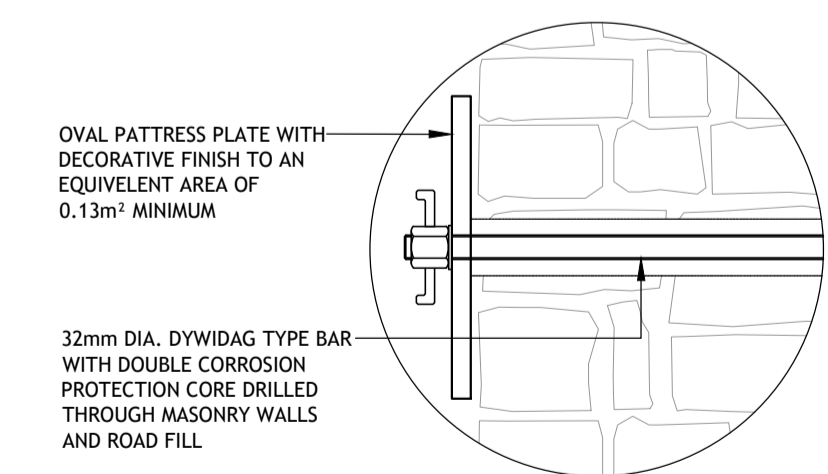
STAINLESS STEEL STITCHING BARS TO BE INSERTED THROUGH VOUSOIRS TO ARCH AND CONNECT TO INTRADES OF ARCH BARREL. TO BE GROUTED AFTER



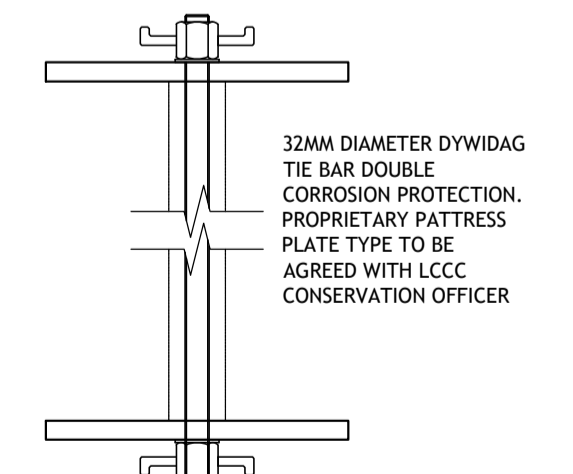
TYPICAL PARAPET WALL SECTION SCALE 1:10



TYPICAL PATRESS PLATE ELEVATION SCALE 1:10



PATRESS PLATE DETAIL SECTION SCALE 1:10



DYWIDAG DETAIL SCALE 1:10



LOCATION MAP SCALE 1:5000

Ordnance Survey Ireland Licence No EN 0003719 © Ordnance Survey Ireland/Government of Ireland

LOCATION

GPS COORDINATES: 52.424000, -8.662833

GENERAL NOTES

- DO NOT SCALE. ALL DIMENSIONS ON DRAWINGS ARE IN MILLIMETERS UNLESS NOTED OTHERWISE. USE FIGURED DIMENSIONS ONLY.
- THIS DRAWING IS TO BE READ IN CONJUNCTION WITH ALL OTHER WORKS REQUIREMENTS

NOTES

- ALL WORKS TO BE CARRIED OUT IN ACCORDANCE WITH AA SCREENING AND ENVIRONMENTAL REPORTS.
- ALL QUERIES ON PROPOSED WORKS TO BE DIRECTED TO ENGINEER PRIOR TO UNDERTAKING WORKS.
- ALL TEMPORARY WORKS ARE THE SOLE RESPONSIBILITY OF THE CONTRACTOR.
- FINAL SURFACE DRESSING TO NEW ROAD SURFACES WILL BE UNDERTAKEN BY LCCC OUTSIDE THE CONTRACT AT A LATER STAGE.


PROTECTED STRUCTURE: NATIONAL BUILT HERITAGE SERVICE Reg. No. 21804008

GENERAL NOTES:

- ALL WORKS TO BE UNDERTAKEN IN THE DRAWINGS
- 7No. ARCHES WILL BE DAMMED AT ONE TIME TO ENABLE REPOINTING AND GROUTING WORKS TO BE UNDERTAKEN
- 1 TONNE BAGS TO BE PLACED IN THE RIVER DURING LOW WATER LEVEL TO DIVERT FLOWS

© PUNCH Consulting Engineers

This drawing and any design hereon is the copyright of the Consultants and must not be reproduced without their written consent. All drawings remain the property of the Consultants. Figured dimension only to be taken from this drawing. Consultants to be informed immediately of any discrepancies before work proceeds.



Rev	Amendment	By	Date	Rev	Amendment	By	Date



Project: LCCC 2024 BRIDGE REFURBISHMENT CONTRACT			
Title: Bruree Bridge - Proposed Details			
Drawn: P O'Callaghan	Date drawn: 2024-01-11	Technician Check: P. Leyden	Engineer Check: P. Leyden
Project No: 221254	Model Ref: 221254-PUNCH-24-XX-M2-CS-0895	Drawing Status: S1	
Scale @ A1: AS SHOWN	Document No: 221254-PUNCH-24-XX-DR-C-0895	Revision No: P01	

97 Henry Street, Limerick, V94 YC2H t +353 61 221 200 | w punchconsulting.com