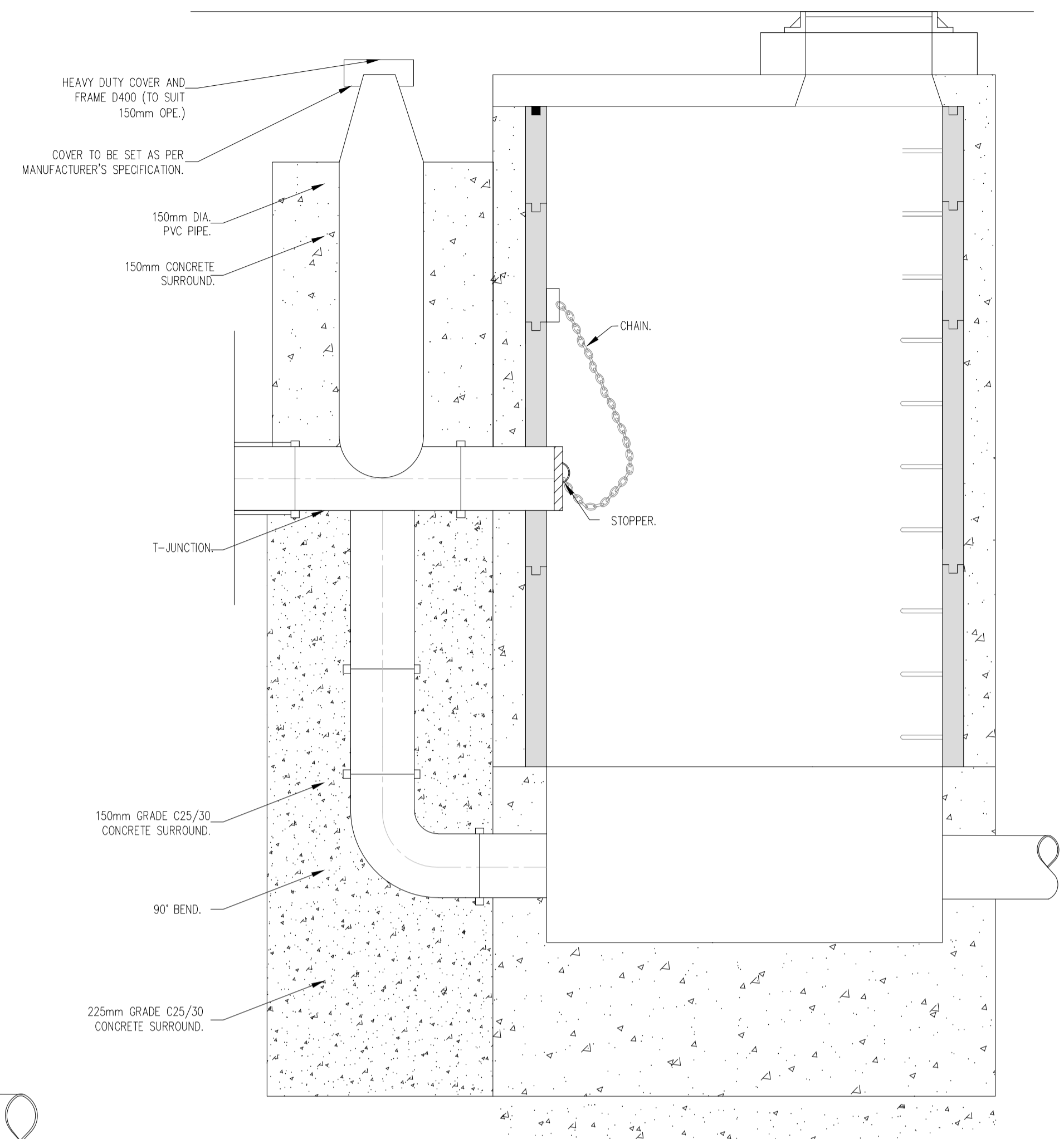


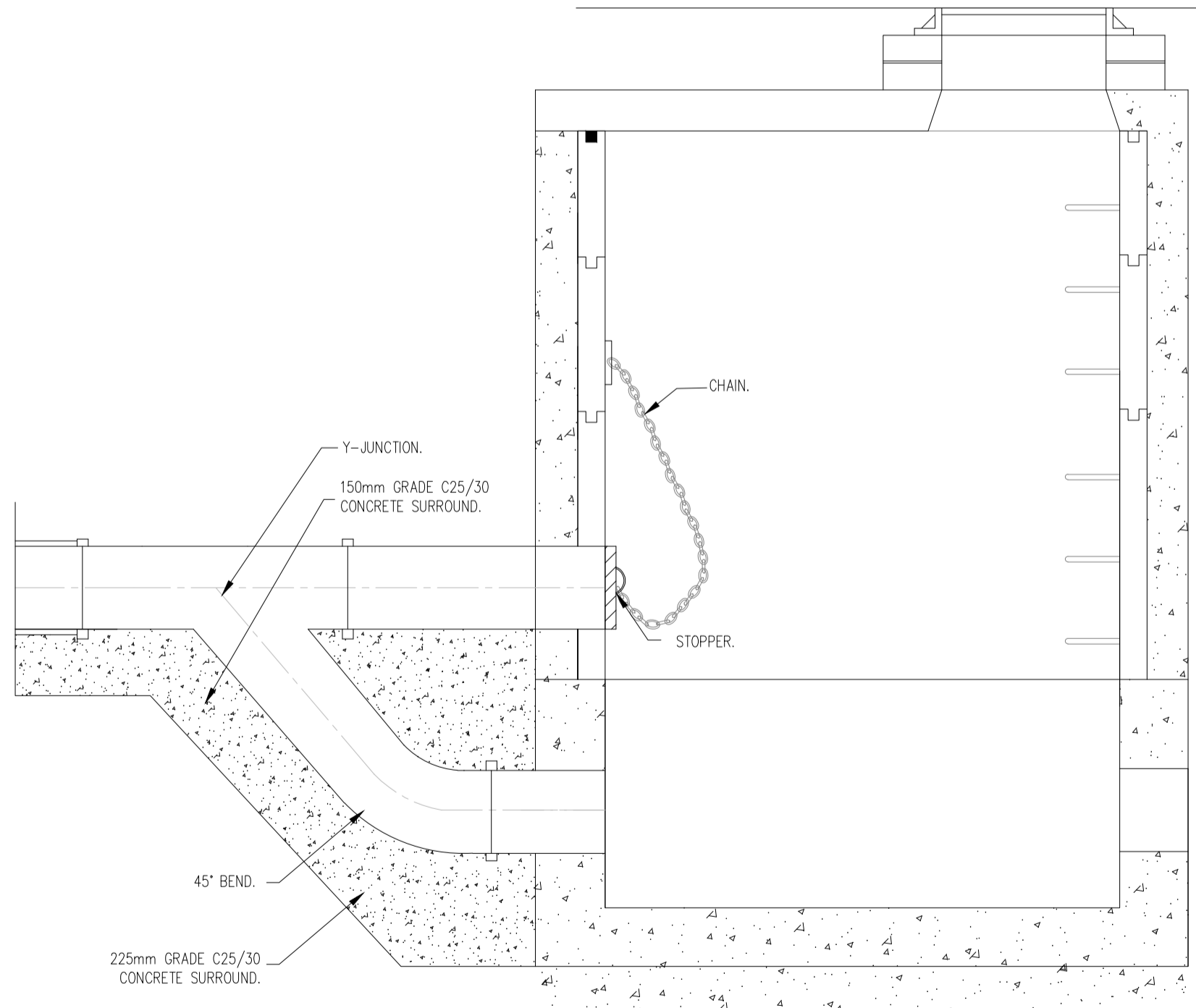
MINIMUM MANHOLE DIAMETERS "D"	
DIAMETER OF LARGEST PIPE IN MANHOLE (mm)	INTERNAL DIAMETER OF MANHOLE (mm)
LESS THAN 375	1200
375 TO 450	1350
500 TO 750	1500

IN-SITU CONCRETE MANHOLE (STD-WW-11) SCALE 1:20

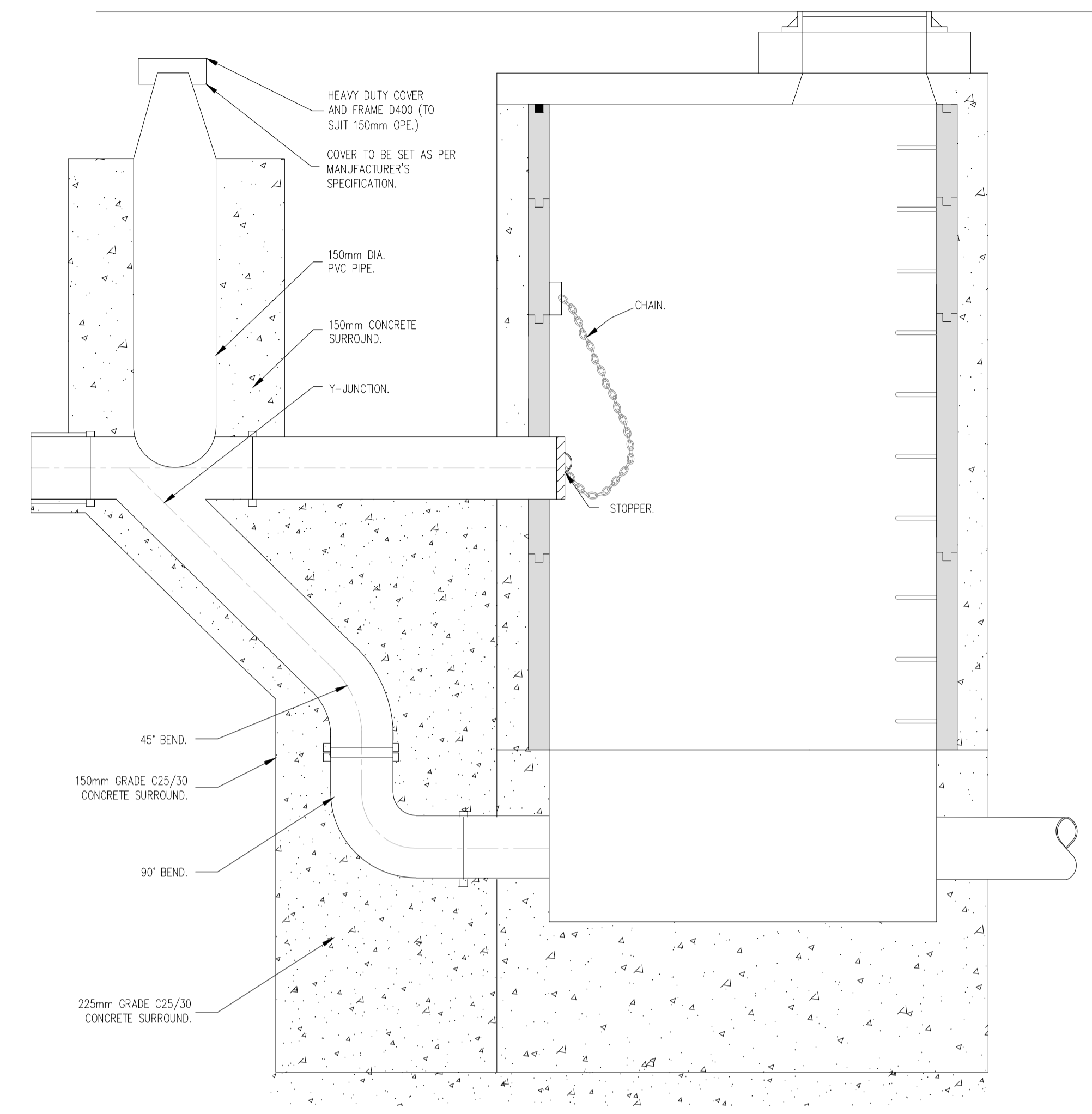
- NOTES:
- IN-SITU CONCRETE MANHOLE STD-WW-11
 - ALL DIMENSIONS ARE IN MILLIMETRES (mm) UNLESS NOTED OTHERWISE.
 - IN-SITU MANHOLES TO HAVE A MINIMUM WALL AND FLOOR THICKNESS OR 225mm FOR MANHOLE DEPTHS UP TO 3.0m AND 300mm OR MORE WHEN THE MANHOLE DEPTH EXCEEDS 3.0m
 - STRUCTURAL DESIGN & REINFORCEMENT DETAILS TO BE PROVIDED BY THE DEVELOPER AND SUBMITTED TO IRISH WATER FOR REVIEW.
 - MANHOLES GREATER THAN 3m IN DEPTH WILL REQUIRE A DETAILED STRUCTURAL DESIGN AND BE SUBJECT TO IRISH WATER APPROVAL.
 - COVERS AND FRAMES SHALL BE SUITABLE FOR ROAD AND TRAFFIC CONDITIONS SUBJECT TO APPROVAL FROM IRISH WATER.
 - 200mm ALL AROUND, 100mm DEEP CONCRETE PLINCH WITH PROTECTIVE STAINLESS STEEL METAL BAND AROUND COVERS IN GREEN AREAS.
 - ALL CHAMBERS TO BE CHECKED FOR UPLIFT BY THE DEVELOPER BASED ON GROUND CONDITIONS WITHIN THE SITE. SHOULD ANTI FLOATION MEASURES BE REQUIRED THEY SHALL BE SUBJECT TO APPROVAL FROM IRISH WATER.
 - ALL CONCRETE TO BE IN ACCORDANCE WITH IS EN 206:2013



MANHOLE No.2
150mm - 450mm (NCL) DROP GREATER THAN 900mm AND LESS THAN 1700mm.
500mm - 900mm (NCL) DROP GREATER THAN 1300mm AND LESS THAN 2300mm.

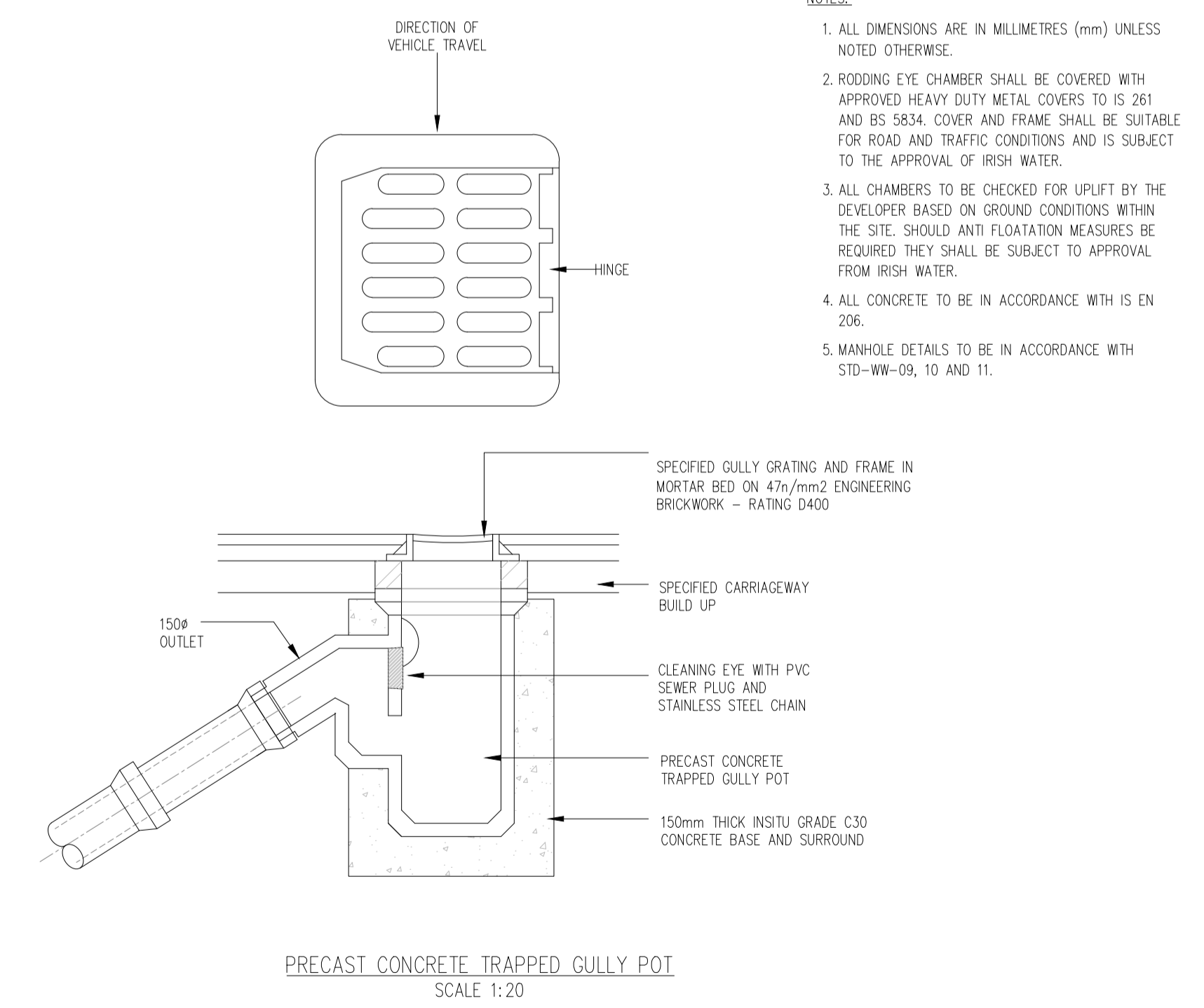


MANHOLE No.3
150mm - 450mm (NCL) DROP GREATER THAN 600mm AND LESS THAN 900mm.
500mm - 900mm (NCL) DROP GREATER THAN 600mm AND LESS THAN 1300mm.



MANHOLE No.1
150mm - 450mm (NCL) DROP GREATER THAN 1700mm.
500mm - 900mm (NCL) DROP GREATER THAN 2300mm.

BACKDROP MANHOLES (STD-WW-12) SCALE 1:20



PRECAST CONCRETE TRAPPED GULLY POT SCALE 1:20

- NOTES:
- ALL DIMENSIONS ARE IN MILLIMETRES (mm) UNLESS NOTED OTHERWISE.
 - RODDING EYE CHAMBER SHALL BE COVERED WITH APPROVED HEAVY DUTY METAL COVERS TO IS 261 AND BS 5834. COVER AND FRAME SHALL BE SUITABLE FOR ROAD AND TRAFFIC CONDITIONS AND IS SUBJECT TO THE APPROVAL OF IRISH WATER.
 - ALL CHAMBERS TO BE CHECKED FOR UPLIFT BY THE DEVELOPER BASED ON GROUND CONDITIONS WITHIN THE SITE. SHOULD ANTI FLOATION MEASURES BE REQUIRED THEY SHALL BE SUBJECT TO APPROVAL FROM IRISH WATER.
 - ALL CONCRETE TO BE IN ACCORDANCE WITH IS EN 206.
 - MANHOLE DETAILS TO BE IN ACCORDANCE WITH STD-WW-09, 10 AND 11.

NOTES

- For setting out refer to Architect's drawings.
- This drawing to be read in conjunction with all other Architectural and Engineering drawings and all other relevant drawings and Specifications.
- DO NOT SCALE THIS DRAWING. Use figured dimensions only.
- No part of this document may be reproduced or transmitted in any form or stored in any retrieval system of any nature without the written permission as copyright holder except as agreed for use on the project for which the document was originally issued.
- Ordnance Survey Ireland Licence Number EN 0074012

Rev. No.	Date	REVISION NOTE	Drn. By	Chkd. By

Client	Limerick City & County Council			
Project	Church Glen Housing Ballylanders, Co.Limerick.			
Title	Drainage Details 2 Manholes (Sheet 2)			
Drn by	Chkd by	Agnd by	Drwg No.	Revision
NQ	DF	GC	L098L-003	P1
Date	Scale			
July 2021	1:20			

Cronin Sutton Cotter
45 O'Connell Street, Limerick, Co. Limerick
T: +353 (0) 61 594988
E: info@csconsulting.ie
W: www.csconsulting.ie

Quality Environment Energy Health & Safety
I.S. EN ISO 9001:2008
I.S. EN ISO 14001:2004
I.S. EN ISO 50001:2011
OHSAS 18001:2007