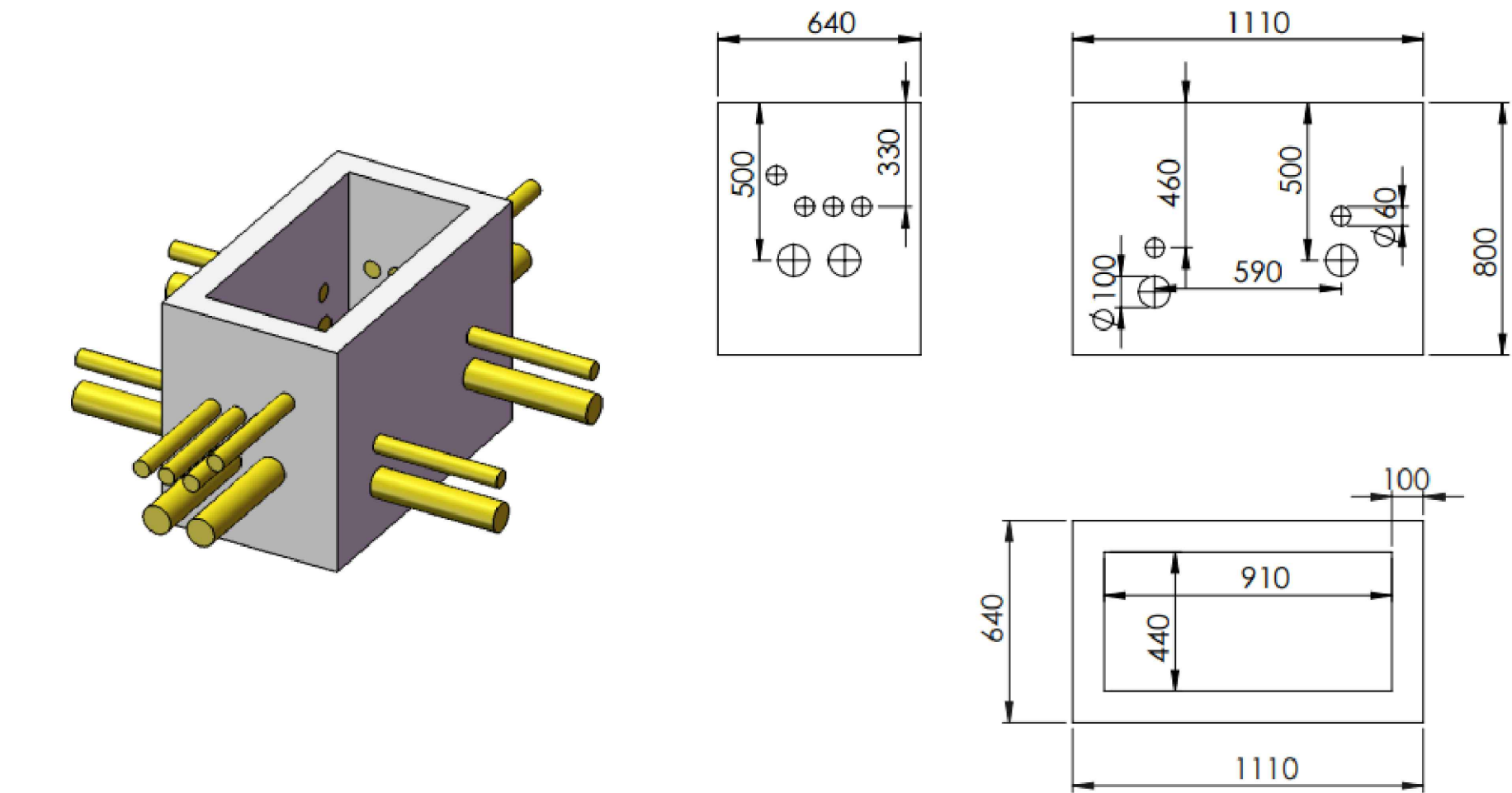
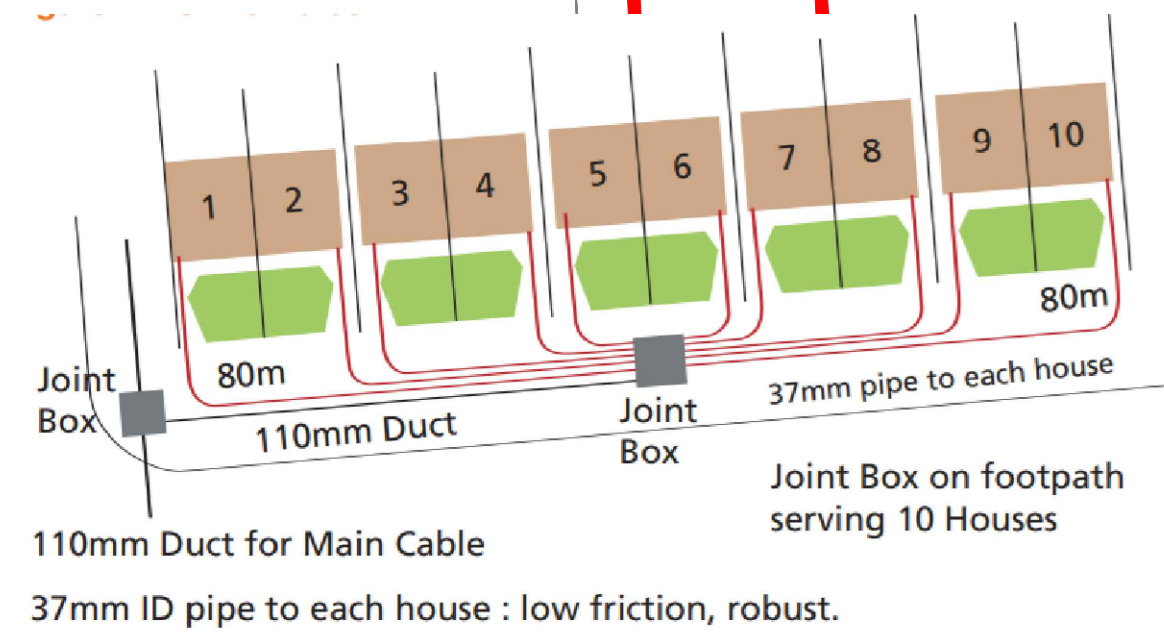


DUCTING IS INDICATIVE FOR PRICING PURPOSES. THE CONTRACTOR SHALL ATTAIN DRAWINGS FROM UTILITY COMPANIES FOR CONSTRUCTION. NOTE, UTILITY COMPANIES ARE RESPONSIBLE FOR THEIR OWN DESIGNS FOR CONSTRUCTION, THE CONTRACTOR MUST LIAISE WITH AND PROCURE A DESIGN FROM THE RELEVANT UTILITY COMPANY

THIS DRAWING IS A SERVICE MARKUP SHOWING SERVICES REQUIREMENTS THIS DRAWING IS NOT A CIVIL ENGINEERING DRAWING. BEST PRACTISE SHALL BE USED TO CARRY OUT THE INSTALLATION. IF IN DOUBT THE CIVIL ENGINEER SHOULD BE CONSULTED.

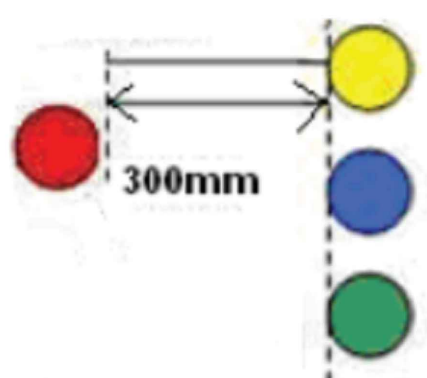


PRECAST JB4 - TYPICAL DETAIL



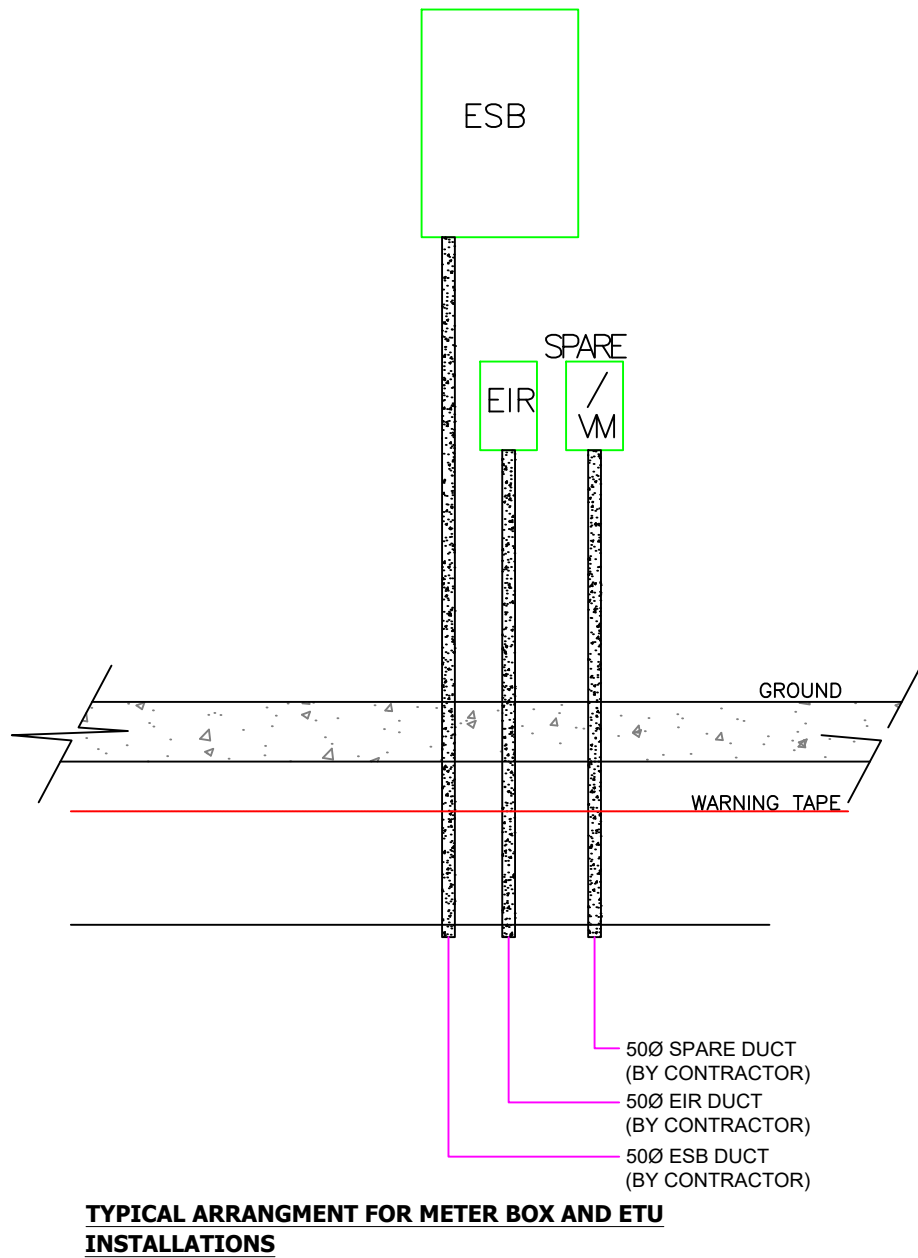
- All Joint boxes to be built:-
  - clear of driveways and
  - outside owner boundaries.
- Service Ducts to enter the Joint box to minimise bends and pull lengths.
- Service ducts NOT to be cut.
  - To be left coiled for continuous run to the ETU or internal termination point.
- All subsequent changes to estate layout to be communicated to eircom to facilitate Telecomms infrastructure design changes.

GUIDANCE ON EIR INSTALLATION

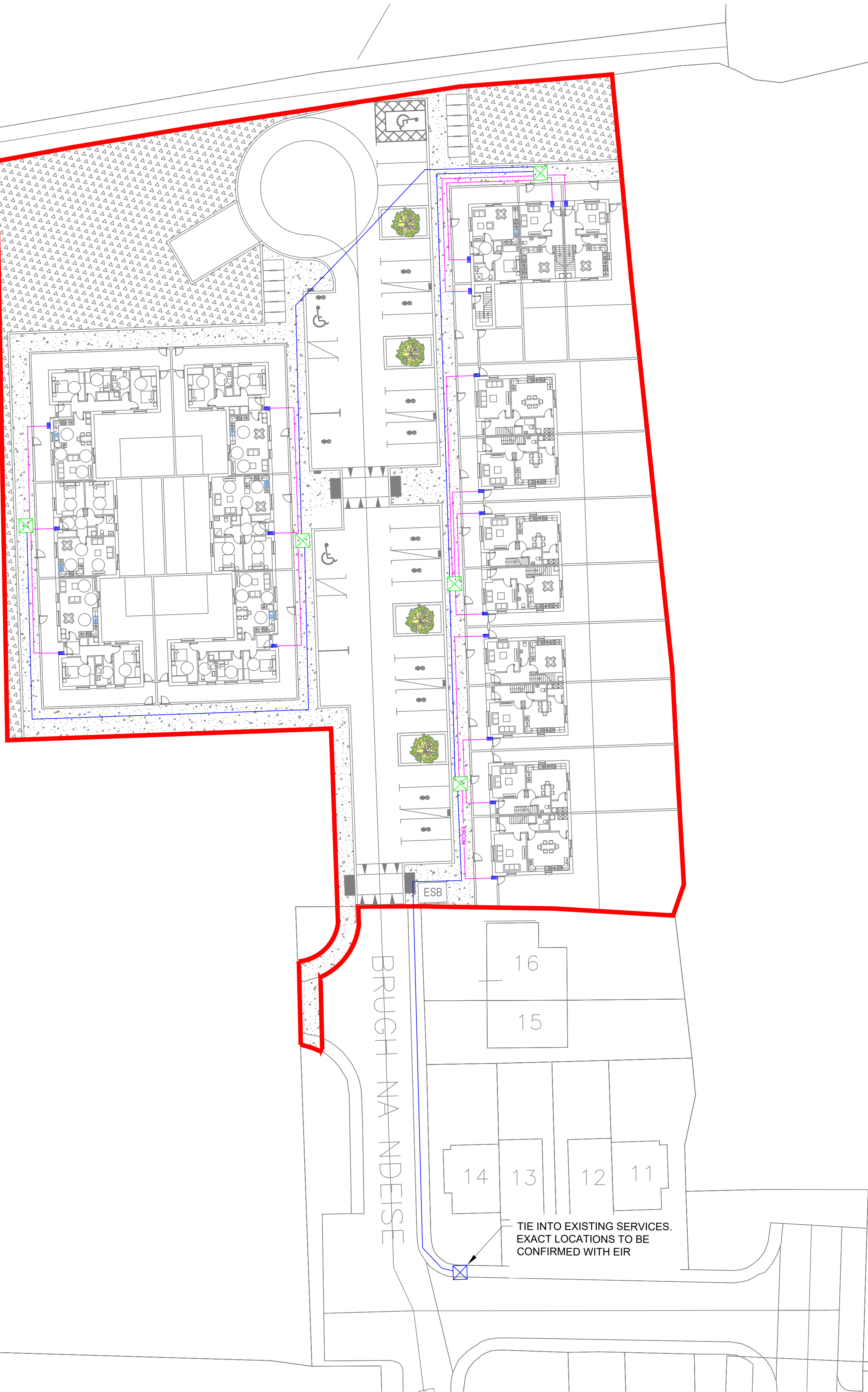


INDICATIVE DUCTING LAYOUT AND SPACING

\*\*\*DO NOT USE THIS DRAWING FOR CONSTRUCTION\*\*\*



TYPICAL ARRANGEMENT FOR METER BOX AND ETU INSTALLATIONS



Notes:

- PROPOSED DUCTING ROUTE 110mm GREEN OR BLACK IN COLOUR
- PROPOSED DUCT TO FINAL LOCATION 50mm BLACK IN COLOUR
- JB4 CHAMBER - REFER TO STANDARD DETAIL
- SPARE ETU
- EXISTING EIR CHAMBER

NOTES

- DUCTING ROUTES SHOWN ARE INDICATIVE ONLY. THE CONTRACTOR IS FREE TO DECIDE THE MOST APPROPRIATE ROUTE ON SITE. GENERAL PRINCIPLES OF THE DRAWING SHOULD BE ADHERED TO.
- DUCTING MUST BE BURIED TO REQUIRED DEPTHS DETAILED ON THE DRAWING.
- SAND AND WARNING MARKER TAPE MUST BE INSTALLED AS DETAILED ON THE DRAWING.
- THE CONTRACTOR SHALL FINALIZE ALL DUCT WORK DESIGNS WITH THE RELEVANT UTILITY COMPANIES
- THIS DRAWING IS INDICATIVE FOR PRICING PURPOSES ONLY.
- EIR JOINTING CHAMBERS SHALL BE INSTALLED IN ACCORDANCE WITH THE EIRCOM BUILDERS SPECIFICATION FOR EIRCOMS TELECOMMS INFRASTRUCTURE REQUIREMENTS. THE CONTRACTOR SHALL FAMILIARIZE THEMSELVES WITH THIS DOCUMENT. THE ENGINEER WILL NOT ENTERTAIN ANY CLAIMS RESULTING FROM THE CONTRACTOR NOT DOING SO
- ALL MANHOLES AND CHAMBERS TO BE LOCATED, CONSTRUCTED AND INSTALLED IN ACCORDANCE WITH SERVICE PROVIDER STANDARDS. MANHOLES SHALL BE PROVIDED AFTER INSTALLATION. RECESSED MANHOLE COVERS TO BE PROVIDED TO HOMEZONE AREA ALLOWING FOR PAVING TO BE LAID IN A REMOVABLE METAL TRAY.

|         |                              |     |          |
|---------|------------------------------|-----|----------|
| P1      | Preliminary - Revised Layout | RY  | 19.02.24 |
| P       | Preliminary                  | RY  | 02.10.23 |
| REV:    | DESCRIPTION:                 | BY: | DATE:    |
| STATUS: |                              |     |          |

**CBS Consulting Engineers**  
MECHANICAL & ELECTRICAL ENGINEERS



|   |                     |              |                |
|---|---------------------|--------------|----------------|
| SITE: Brugh na nDeise<br>Bruff, Co Limerick |                     |              |                |
| TITLE: Spare Ductwork Layout                |                     |              |                |
| SCALE AT A1:<br>1:300                       | DATE:<br>23.01.24   | DRAWN:<br>RY | CHECKED:<br>RY |
| PROJECT NO:                                 | DRAWING NO:<br>E803 | REVISION:    | P1             |